



# Fifth Program Year CAPER

The CPMP Fifth Year Consolidated Annual Performance and Evaluation Report includes Narrative Responses to CAPER questions that CDBG, HOME, HOPWA, and ESG grantees must respond to each year in order to be compliant with the Consolidated Planning Regulations. The Executive Summary narratives are optional.

The grantee must submit an updated Financial Summary Report (PR26).

## GENERAL

### Executive Summary

This module is optional but encouraged. If you choose to complete it, provide a brief overview that includes major initiatives and highlights that were proposed and executed throughout the first year.

Program Year 5 CAPER Executive Summary response:

This Consolidated Annual Performance and Evaluation Report (CAPER) describes the activities undertaken during the program year beginning July 1, 2012 and ending June 30, 2013 using Federal funds granted to the City of Enid by the U.S. Department of Housing and Urban Development (HUD) under the Community Development Block Grant (CDBG) program. Activities and accomplishments described in this report primarily benefit low-income and moderate-income residents of the City of Enid, neighborhoods with high concentrations of low-income and moderate-income residents, and the city as a whole.

The City of Enid received a 2012 CDBG entitlement allocation of \$405,210.00. In addition to the entitlement funds, \$10,000.00 was available for allocation in program income and reallocated funds. Through the funding cycle all funds were allocated to programs that would further the goals of the consolidated plan and the CDBG program. Of the funds available, a total of \$415,210.00 was expended. Based on citizen participation, local needs expressed by numerous social services, housing, public transportation, the priorities, goals strategies, activities, and services contained in the plan were designed to improve overall livability, with the main objectives being Accessibility, Affordability and Sustainability.

### General Questions

1. Assessment of the one-year goals and objectives:
  - a. Describe the accomplishments in attaining the goals and objectives for the reporting period.
  - b. Provide a breakdown of the CPD formula grant funds spent on grant activities for each goal and objective.

## Jurisdiction

---

- c. If applicable, explain why progress was not made towards meeting the goals and objectives.
2. Describe the manner in which the recipient would change its program as a result of its experiences.
3. Affirmatively Furthering Fair Housing:
  - a. Provide a summary of impediments to fair housing choice.
  - b. Identify actions taken to overcome effects of impediments identified.
4. Describe Other Actions in Strategic Plan or Action Plan taken to address obstacles to meeting underserved needs.
5. Leveraging Resources
  - a. Identify progress in obtaining "other" public and private resources to address needs.
  - b. How Federal resources from HUD leveraged other public and private resources.
  - c. How matching requirements were satisfied.

Program Year 5 CAPER General Questions response:

- 1.) The City of Enid continues to implement the goals and objectives identified in the five-year consolidated plan to achieve development of a viable urban community. The City's CDBG entitlement for 2012 was \$405,210.00 was allocated along with \$10,000.00 in reallocated funds and program income available. In the 2012 Action Plan, projects were chosen based upon citizen input, statistical data and consultation with community based organizations, state agencies and city departments. The City identified fifteen projects in the areas of public facilities improvements, public service, housing, economic development, clearance activities, and administration that would be funded during the 2012-2013 program year. Along with the twelve identified projects, six from previous funding years remained open, and four were completed and closed at the end of this fiscal year. There were 25 projects completed this fiscal year. The table below shows a breakdown of activities open during the program year and those completed in the same period.

CATEGORY	PROJECTS TOTAL	PROJECTS UNDERWAY	PROJECTS COMPLETED
Public Facilities & Improvements	9	2	7
Housing Rehabilitation	6	2	4
Public Services	9	1	8
Economic Development	3	2	1
Clearance	5	2	3
Interim Assistance	0	0	0
Microenterprise	0	0	0
Administration	6	4	2
<b>Total</b>	<b>38</b>	<b>13</b>	<b>25</b>

## City of Enid Five-Year Consolidated Plan

HUD Objective: Develop Viable Urban Communities

Three Goals:

- 1) Decent Housing
  - a. Assisting Homeless persons obtain affordable housing;
  - b. Assisting persons at risk of becoming homeless;
  - c. Retention of affordable housing stock;
  - d. Increase availability of affordable permanent housing to low – mod income families; particularly those who are disadvantaged;
  - e. Increasing supply of supportive housing to those w/ special needs; and
  - f. Providing affordable housing that is accessible to job opportunities.
  
- 2) Suitable Living Environment
  - a. Improving safety and livability of neighborhoods;
  - b. Increasing access to public and private facilities;
  - c. Reducing isolation of income groups & revitalizing deteriorating neighborhoods;
  - d. Restoring and preserving properties of special historic, architectural or aesthetic value; and
  - e. Conservation of energy resources.
  
- 3) Expand Economic Opportunities
  - a. Job creation and retention;
  - b. Establishment, stabilization and expansion of small businesses;
  - c. Provision of public services concerned w/ employment;
  - d. Provision of jobs to low-income persons living in areas affected by plan;
  - e. Availability of mortgage financing for low-income persons at reasonable rates using non-discriminatory lending practices;
  - f. Access to capital and credit for development activities that promote the long-term economic and social viability of the community; and
  - g. Empowerment and self-sufficiency for low-income persons to reduce generational poverty in federally assisted housing and public housing

Program Eligibility

Each eligible activity must meet on of the three national objectives:

Benefit Low to Moderate Income Persons

- Area Benefit
- Limited Clientele
- Housing
- Jobs

Eliminate Slum or Blight

- Area Basis
- Spot Basis
- Urban Renewal

Urgent Need

- Serious and immediate threat
- Conditions of a recent origin
- Other funding sources are unavailable

During the funding year, a total of \$551,929.31 in CDBG allocated funds was expended to meet program objectives. (PR23.1)

<b>CATEGORY</b>	<b>AMOUNT EXPENDED</b>
Public Facilities & Improvements	\$ 49,335.69
Housing Rehabilitation	\$ 68,291.89
Public Services	\$ 65,149.43
Economic Development	\$ 260,245.50
Clearance	\$ 38,601.90
Microenterprise	\$ 0.00
Interim Assistance	\$ 0.00
Administration	\$ 70,304.90
<b>Total</b>	<b>\$ 551,929.31</b>

FY 2012-July 1, 2012 through June 30, 2013

Projects	Year Allocated	Budgeted	Expended in Program Year	Balance Remaining	Proposed Beneficiaries
Administration	2009	\$ 51,027.30	\$ 10,458.50	\$ -	N/A
EPTA	2010	\$ 4,260.00	\$ 1,467.50	\$ -	1722
CIA	2010	\$ 40,000.00	\$ 3,364.00	\$ -	25
Section 108	2010	\$ 194,676.66	\$ 53,264.03	\$ -	0
Demolition	2010	\$ 50,000.00	\$ 24,373.88	\$ -	15
Administration	2010	\$ 70,000.00	\$ 1,258.85	\$ -	N/A
Sandbox	2011	\$ 19,050.00	\$ 11,438.19	\$ -	100
BTW Doors	2011	\$ 6,375.00	\$ 6,375.00	\$ -	782
EPTA	2011	\$ 5,000.00	\$ 1,920.00	\$ -	100
CIA	2011	\$ 40,000.00	\$ 10,332.23	\$ -	15
CDSA ER/BR	2011	\$ 65,000.00	\$ 34,425.27	\$ -	60
Section 108	2011	\$ 128,090.16	\$ 128,090.16	\$ -	0
Demolition	2011	\$ 40,000.00	\$ 14,228.02	\$ 25,771.98	10
FCN Garfield	2011	\$ 49,916.00	\$ 37,034.15	\$ -	10000
CDSA HOME	2011	\$ 20,000.00	\$ 13,125.53	\$ 1,123.05	N/A
Administration	2011	\$ 70,000.00	\$ 45,462.02	\$ 24,567.98	N/A
JWL	2012	\$ 20,055.00	\$ 20,055.00	\$ -	
Sandbox	2012	\$ 10,000.00	\$ 10,000.00	\$ -	
BTW-After School	2012	\$ 13,042.00	\$ 13,042.00	\$ -	
EPTA	2012	\$ 5,000.00	\$ 4,750.00	\$ 250.00	
YWCA	2012	\$ 8,403.28	\$ 8,403.28	\$ -	
CIA	2012	\$ 30,000.00	\$ 6,216.77	\$ -	
CDSA ER/BR/Home	2012	\$ 60,000.00	\$ 13,953.62	\$ 46,046.38	

Jurisdiction

Section 108	2012	\$ 132,751.40	\$ 78,891.31	\$ 53,860.09	
Totals:		\$ 6,749,978.28	\$ 551,929.31	\$ 311,330.70	

A summary of the objectives and activity goals proposed in the 2012 Action Plan include:

- 4RKids, Assisted 4RKids Foundation to purchase an ADA accessible field for ABC Park. 4RKids Foundation is partnering with local community organizations and the City of Enid to complete a fully ADA accessible park including the Miracle League Field located in a low/moderate census tract. The number that has benefited from the activity is well over 11,000 individuals.
- Junior Welfare League was provided assistance to complete ADA and code enforcement upgrades to their facility. 500 children were served with these funds.
- Sandbox Learning Center, a non-profit daycare in a low- and moderate income Census Tract 6, was funded to rehabilitate a restroom and ramp to outdoor playground to ensure Americans with Disabilities Act (ADA) compliance. 105 children benefited from the building rehabilitation this year.
- EPTA received funding to assist low-income, elderly, frail and disabled with bus passes to attend medical appointments, shop for groceries, delivery to and from meal service sites and other social service sites. This program has served 10 individuals and the need continues to grow for transportation services.
- 
- 
- YWCA was awarded funding to purchase appliances for their homeless shelter where 246 individuals were served during the program year.
- Booker T. Washington Community Center located in the QCT 6 received assistance to do interior building renovations to rehabilitate a restroom. This project is underway and a total of 792 individuals will benefit from the improvement.
- Booker T. Washington Community Center located in QCT 6 received funds to support the After School Tutoring program, which provides students free tutoring, mentoring and a meal. This project has been completed and a total of 114 individuals have benefited from this activity.
- Funds were awarded to CDSA to assist with the emergency repair and barrier removal program and for HOME deliver projects for owner occupied housing. This program has assisted 83 household members.
- Christmas in Action was awarded funding to assist with emergency repairs and barrier removal to repair or replace roofs for 34 low-moderate income households.

- Funds were allocated to the City's demolition assistance program. The program has assisted income-qualifying households with demolition of 49 dilapidated structures identified by the City's Code department.
- Debt service to the Section 108 loan assists with the purchase of the NOC campus in Enid, which provides education opportunities and employment for the community. Through this debt service 15 low/mod jobs will be provide to individuals. NOC is located in the QCT 15.
- Program Administration to provide salary, training, supplies, publication and information distribution expenses are allocated in the amount of \$70,000.

In addition to the activities funded in the 2012 program year, there were activities from previous funding years reporting accomplishments. Those activity expenditures and accomplishments included:

- EPTA-Bus shelter project located in QTC 1 and 7 and has expended B-10 funds in the amount \$1,467.50 and \$1,920.00 from the B-11 allocation to provide bus
- CDSA Housing- Emergency Repairs and Barrier Removal program expended B-11 funds in the amount of \$34,425.27 and a total of \$ 13,125.53 for HOME projects during the program year.
- Christmas In Action-Housing/Roof projects expended B-10 funds in the amount of \$3,364.00, completing the project. Christmas In Action also had expenditures in the amount of \$10,332.23 from their B-11 allocation for emergency repairs to replace roofs for 11 households.
- Debt service to the Section 108 loan was refinanced in 2010 and the lowered the regular annual payments. The loan assists with the purchase of the NOC campus in Enid, which provides education opportunities and employment for the community. NOC is located in the QCT 15. \$53,264.03 was expended from the B-10 line item and \$128,090.16 closing out the B-11 allocation.
- Demolition assistance was given to 22 low- and moderate-income households to remove dilapidated structures identified by code enforcement. The activity expended \$24,373.88 from B-10 funds and \$14,228.02 from the B-11 allocation.
- Sandbox Learning Center expended funds from B-11 in this program year in the amount of \$11,483.19, closing out their B-11 project.
- Booker T Washington expended funds in the amount of \$6,375.00 this program year from the B-11 allocation to replace doors at the facility.
- The First Church of the Nazarene expended \$37,034.15 from the B-11 allocation.
- Administration funds expended from B-09 were \$10,458.50 and the B-11 funds expended were in the amount of \$45,462.02.

All 2012 contracts were signed in October of 2012. Sub recipients were encouraged to expend funds by June 30, 2013, but are not required to expend all funds until contract expiration.

- 2.) During each program year, the City of Enid uses CDBG funds to assist with public facility improvements. Many of these construction improvements require compliance with Davis- Bacon Prevailing Wage requirements and other procurement policies and procedures. The sub recipient is required to meet with CDBG staff regarding wage requirements. The contractor selected for the project is also required to meet with

CDBG staff regarding Davis Bacon requirements. These meetings are in an effort to educate organizations and contractors of all federal requirements regarding prevailing wage. This also streamlines the approach by the CDBG office to resolve any confusion during the execution of the activity.

Applicants are also encouraged to attend the technical assistance workshop during the application period. During this workshop, CDBG staff will provide assistance to organizations interested in applying for CDBG funding and will be able to provide one-on-one assistance for all applicants. These efforts are in place to address obstacles in communication with subrecipients and contractors regarding local, state and federal compliance issues.

- 3.) One identified impediment to fair housing is the lack of access to information on fair housing. Many impediments to fair housing could be addressed through informed citizens. The CDBG Department promoted fair housing by distributing Fair Housing information ongoing throughout the year and during the Home Show at the Garfield County Exposition Center during Fair Housing Week in April and by announcing contact information on the City's website. The CDBG Department also distributes materials throughout the year to citizens and realtors as it becomes available.

By serving on the Metro Housing Commission, Enid Chamber of Commerce Housing Committee, Enid Emergency Assistance Task Force, and Garfield Co. Emergency Food and Shelter program, CDBG staff continues to be informed and up to date on housing issues in the community. The City of Enid will continue to partner with the Community Development Support Association and Christmas in Action to address fair housing needs. CDBG staff also meets with the North Central Oklahoma Continuum of Care to be more aware of the issues facing agencies in Enid and research areas where CDBG funding would assist with alleviating any impediments to fair housing.

- 4.) The City of Enid strives to implement its 5-year Consolidated Plan priorities and objectives, which was developed through input from agencies and the public and focused on programs that can be recommended to meet underserved needs. During the funding year, the City continued its strategy of investing the majority of CDBG funds on a citywide basis to activities that demonstrate significant leveraging of limited CDBG resources while benefiting low to moderate-income persons both directly and through community growth.



- 5.) The City of Enid continually pursues additional funding to address needs that have been identified in the CDBG plan. A full-time grant writer is utilized to pursue further assistance through public and private grants and federal assistance programs.

CDBG funds were allocated to CDSA to leverage the application for HOME funds through the state participating jurisdiction, the Oklahoma Housing Finance Agency. Unfortunately, neither CDSA nor the City of Enid was invited to participate in the owner occupied rehabilitation funding cycle. By allowing sub recipients to administer projects funds are conserved in the administration line item. Points are awarded to applications that leverage funds with CDBG funds and organizations are encouraged to seek other funds and not depend solely on CDBG funding.

Matching funds are not required but certainly encouraged.

## Managing the Process

1. Describe actions taken during the last year to ensure compliance with program and comprehensive planning requirements.

Program Year 5 CAPER Managing the Process response:

During the program year, the CDBG Department continues to proceed in accordance with the management process set forth in the consolidated plan. The CDBG Program is under the direction and oversight of the Community Development Department, City Manager and Commission. One full time employee, a CDBG Coordinator, is responsible for administering and implementing all funded activities, preparing the 5-Year Consolidated Plan and Annual Action Plans, program and project recordkeeping, adherence to federal and state program related regulations and statutes. A CDBG Funding Committee composed of representatives from higher education, transport industry; financial management and city commission assist the CDBG Coordinator and City Commission in the review and recommendation of proposals to be funded with CDBG resources.

Agencies that assisted with the administration of programs and activities funded in the 2012 Annual Action Plan were:

4RKids  
Booker T. Washington Community Center  
Junior Welfare League  
Sandbox Learning Center  
Enid Public Transportation Authority  
YWCA  
Christmas in Action  
Community Development Support Association, Inc.  
City of Enid

The CDBG Department is responsible for developing contracts with sub recipients to address the specific goals and objectives of each program. The contract for services between the City and the sub recipient clearly outlines the work to be performed, time of performance; funds budgeted for the work, and all applicable laws and regulations. Whenever appropriate, contracts contain references to specific federal requirements such as Davis-Bacon wage rates, City of Enid purchasing procedures, and Lead Based Paint requirements.

During the course of the contract period, sub recipients are required to submit monthly, quarterly or semi-annual reports, as directed by the contract and CDBG Coordinator. In addition, periodic site visits are conducted to ensure that projects are proceeding in accordance with program guidelines and in a timely manner. Such monitoring is conducted in accordance with guidelines set forth in the CDBG Monitoring Handbook. All monitoring visits are followed up with a written analysis of findings and any recommendations for improvement or corrective actions. In June 2009, a monitoring checklist was developed for use when conducting monitoring visits. This provides for a more consistent approach in monitoring the programs.

## **Citizen Participation**

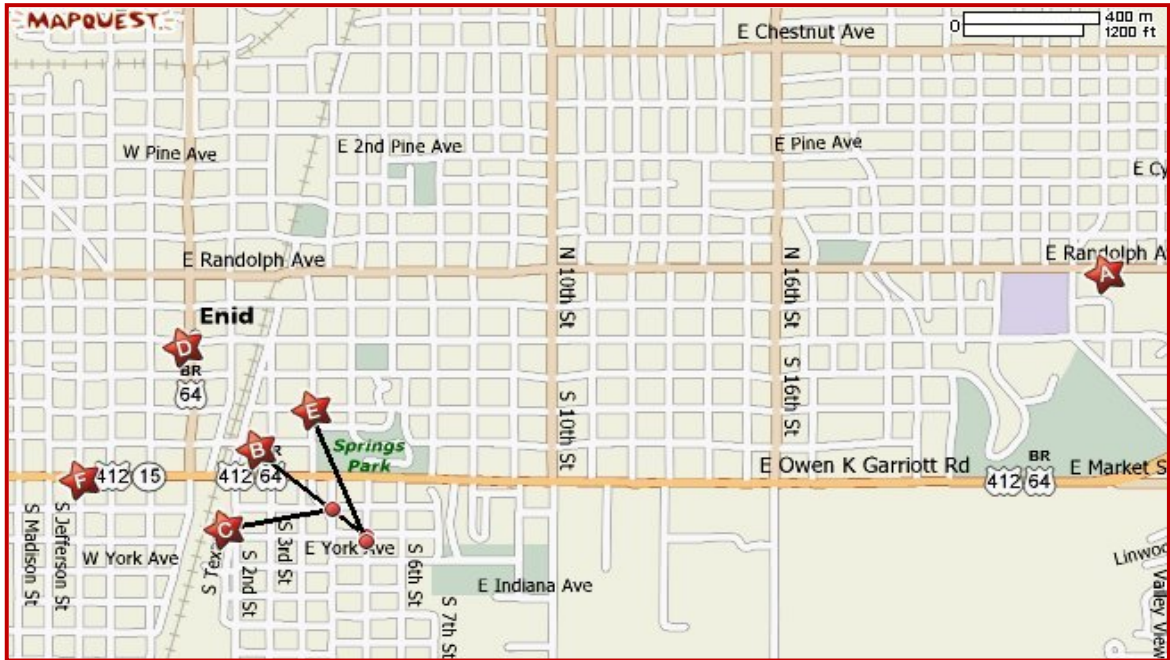
1. Provide a summary of citizen comments.
2. In addition, the performance report provided to citizens must identify the Federal funds made available for furthering the objectives of the Consolidated Plan. For each formula grant program, the grantee shall identify the total amount of funds available (including estimated program income), the total amount of funds committed during the reporting period, the total amount expended during the reporting period, and the geographic distribution and location of expenditures. Jurisdictions are encouraged to include maps in describing the geographic distribution and location of investment (including areas of minority concentration). The geographic distribution and expenditure requirement may also be satisfied by specifying the census tracts where expenditures were concentrated.

\*Please note that Citizen Comments and Responses may be included as additional files within the CPMP Tool.

Program Year 5 CAPER Citizen Participation response:

\*Please note that Citizen Comments and Responses may be included as additional files within the CPMP Tool.

- 1.) The CAPER was developed by the CDBG Department and a draft was made available on August 29, 2013. A fifteen day comment period was opened and a public hearing held at the regular September 17, 2013 City Commission meeting.



Copies of the CAPER are available at locations convenient to persons affected by the program and accommodations offered to persons with disabilities. These locations are:

- A: Community Development Support: 114 S Independence Ave, Enid, OK 73701, (580)242-6131
- B: Booker T Washington Community Center: 800 S 5th St, Enid, OK 73701, (580)233-9836
- C: Southern Heights Community: 451 E State Ave, Enid, OK 73701, (580)234-8773
- D: Enid Public Library: 120 W Maine Ave, Enid, OK 73701, (580)234-6313
- E: Carver Educational Center: 815 S 5th St, Enid, OK 73701, (580)234-3479
- F: Enid Administrative Offices: 401 W Owen K Garriott Rd, Enid, OK 73701, (580)234-0400, and on the Internet at [www.enid.org](http://www.enid.org).

Comments received during the comment period and public hearing will be included in the final plan.

- 2.) The City's CDBG entitlement allocation for 2012 was \$405,210.00, which was disbursed along with \$10,000.00 in reallocated funds and program income available. All funds were committed to projects that met the consolidated plan's goals and objectives. During the program year, \$551,929.31 in CDBG funding was expended. Most projects are Low-Moderate Income Clientele Benefit, meaning the beneficiary must provide proof of income eligibility for services provided with CDBG funds. However, some projects are based on location or area benefit. Of the funds

expended on specific project locations, the percentage spent in each low-mod census tract is:

Census Tract	Total Funds	Percentage
CT1	\$ 8,403.28	2%
CT2	0	-
CT5	0	-
CT6	0	-
CT7	\$145,433.47	26%
CT10	0	-
CT11	0	-
CT14	0	-
CT15	0	-
<b>TOTAL Area Benefit</b>	<b>\$153,836.75</b>	<b>28%</b>
<b>LM Clientele Benefit</b>	<b>\$146,433.47</b>	<b>26%</b>
<b>Administration</b>	<b>\$70,304.90</b>	<b>13%</b>
<b>Section 108</b>	<b>\$181,354.19</b>	<b>33%</b>

Housing and homeless activities, bus pass program, tutoring service and demolition assistance were distributed on a citywide basis to benefit low-moderate income clientele (LMC benefit). Applications are accepted with income qualification and documentation is necessary when LMC benefit factor is used. 26% of all expenditures for this fiscal year were for low moderate income clientele and 28% was spent on area benefit projects. Planning and administration expenditures totaled \$251,659.09.

## Institutional Structure

1. Describe actions taken during the last year to overcome gaps in institutional structures and enhance coordination.

Program Year 5 CAPER Institutional Structure response:

By serving on various committees, CDBG Department staff acquires additional knowledge of needs and coordinates efforts to assist with addressing those needs. CDBG staff works closely with other city departments to identify and address gaps in structure.

The City of Enid addressed the insufficient block grant funding gap identified in the Consolidated Plan by utilizing the expertise of a full-time grant writer to pursue additional funding.

## Monitoring

1. Describe how and the frequency with which you monitored your activities.
2. Describe the results of your monitoring including any improvements.
3. Self Evaluation
  - a. Describe the effect programs have in solving neighborhood and community problems.
  - b. Describe progress in meeting priority needs and specific objectives and help make community's vision of the future a reality.
  - c. Describe how you provided decent housing and a suitable living environment and expanded economic opportunity principally for low and moderate-income persons.
  - d. Indicate any activities falling behind schedule.
  - e. Describe how activities and strategies made an impact on identified needs.
  - f. Identify indicators that would best describe the results.
  - g. Identify barriers that had a negative impact on fulfilling the strategies and overall vision.
  - h. Identify whether major goals are on target and discuss reasons for those that are not on target.
  - i. Identify any adjustments or improvements to strategies and activities that might meet your needs more effectively.

Program Year 5 CAPER Monitoring response:

- 1.) Monitoring is conducted on a daily basis in a manner consistent with the HUD regulatory guidelines that apply to CDBG funds. Depending on the nature of the funds usage, different eligibility and compliance factors may be reviewed. CDBG Department staff keeps continuous contact with sub recipients during the duration of the project. Funds are not released unless the CDBG staff have all supporting satisfactory documentation in order. Annual monitoring visits follow the sub recipient monitoring checklist to ensure comprehensive monitoring is completed. For projects following Davis-Bacon requirements, staff meets with sub recipients before any bids are solicited and with contractors before any work can begin.

Sub recipients submit accomplishment reports monthly, quarterly or semiannually. Also, sub recipients must follow the City of Enid's Purchasing Manual. Purchases of goods and services in excess of the small purchase ceiling follow formal RFQ, REP, or closed sealed bid processes subject to City Commission approval. All transactions are required to pass through the CDBG office for inspection and approval before any funds are released. All reimbursement requests are reviewed by the CDBG Coordinator before being submitted for City Commission approval of payment. The CDBG Department maintains an open door policy for all agencies and frequent unofficial visits are made to sub recipients throughout the year.

- 2.) To assist with monitoring, CDBG Department developed guidelines and a sub recipient monitoring checklist. The checklist assists with providing consistency

during monitoring visits and allows sub recipients the ability to know what will be expected during a visit.

Monitoring has generally found that programs and projects are operating according to the regulations and the terms and conditions of agreements. Among the key review areas are the eligibility of beneficiaries and expenditures. Overall, programs and projects have a good record in this regard, especially given that funds are disbursed with few exceptions on a reimbursement basis, with source documents reviewed prior to approval. The CDBG Department works closely with all sub recipients and maintains close working relationships to ensure all work is completed according to CDBG regulations and contract requirements. This also allows for the CDBG Department to determine areas of concerns with each sub recipient, in addition to areas where enhanced guidance may be needed with future contracts.

- 3.) All CDBG programs are focused on meeting the needs of low-and moderate income households and individuals. Without CDBG funding, many of the programs would be unable to assist the same number of people, or possibly even cease to exist. Throughout the funding cycle and awarding of CDBG funds, the CDBG Department works towards directing funding to projects that meet the goals and objectives in the consolidated plan. During the 2012 funding cycle, projects that were awarded funding addressed both high priorities (clearance and demolition, code enforcement, program administration, rehabilitation of existing owner units including emergency repairs, planned repayment of section 108 loan principal) and medium priorities (public services and public facility improvements). Through the CDBG program, local non-profit organizations were able to complete improvements to their buildings to provide enhanced and expanded services for neighborhoods and the community.

CDBG funding has made a huge impact on the community by making it possible to meet priority needs and objectives identified by the community. Specific examples of progress include creating a suitable living environment by providing public facilities improvements, public services, residential rehabilitation in the form of emergency repairs and barrier removal, clearance activities and economic development. Progress is made in small strides toward the betterment of the community's vision.

By supporting low-and moderate households through the clearance and demolition assistance programs, it allows those households the ability to spend their income on important needs to continue sustaining their families and remain in their homes. All housing activities receiving CDBG assistance are directed towards low-and moderate income households. Public facilities improvements, public services and economic development activities are directed toward low-moderate income individuals and families. The City of Enid would like to call attention to the accomplishment reports that during the 2012 program year, 100% of the housing activity funding went to benefit low/mod households.

During the year, some projects have met some barriers causing them to fall behind schedule but none were detrimental to the completion of the project. Projects, such as the EPTA bus shelter enhancement, have been delayed due to ADA requirements. ADA sidewalks are being constructed before shelters can be placed but we continue to work towards meeting the goals to provide shelter from the elements while waiting for public transportation. The CDBG Department believes all projects will have a great affect on the low-and moderate income population of Enid and works closely with all sub recipients to ensure completion of each project.

During the reporting period, CDBG funds made possible dozens of activities to address the housing, economic, human and neighborhood development and homeless services needs of the community. Under the General Questions section above, there is a list of the results achieved. The impact on their needs were achieved through activities and strategies focused on: child care accessibility, safety for non-profit clientele, continued sustainability of public facilities, emergency housing assistance, neighborhood facilities and infrastructure improvements, access to public transportation, quality educational programs for youth, eliminating blighting structures and conditions, repairing and rehabilitating owner-occupied housing, and continued educational and employment opportunities through the section 108 debt service for the local college.

A major factor impacting the fulfillment of strategies and the overall vision is insufficient funding. However, CDBG funding received helps fulfill the community's overall vision, one project at a time.

As indicated above and in the General Questions section, this report covers the third year of the five years under the City's consolidated plan. Substantial progress has been made in the priority areas of clearance and demolition, code enforcement, program administration, rehabilitation of existing owner units including emergency repairs, and planned repayment of section 108 loan principal. Major goals are on target in accordance with the City's Consolidated Plan.

The City has not identified any adjustments or improvements to strategies and activities identified in the current consolidated plan. However, the CDBG department has implemented a pre-contract meeting requirement with the key members of the sub recipient to review contract content, policies, procedures, protocols and regulations to ensure sub recipient compliance and comprehension before actually entering into a contract.

## Lead-based Paint

1. Describe actions taken during the last year to evaluate and reduce lead-based paint hazards.

Program Year 5 CAPER Lead-based Paint response:

The City follows state and federal regulations prohibiting the use of lead based paint (LBP) and relies on sub recipients to advise households receiving CDBG assistance. Staff distributes informational materials detailing the dangers of LBP at the local annual Home Show held in April and on an on-going basis through the department.

CDSA, a subrecipient, distributes printed materials regarding the dangers and hazards of lead paint to all households receiving owner occupied rehabilitation and emergency repair assistance. All existing dwellings constructed prior to 1978 receiving CDBG assistance through CDSA undergo an assessment to determine the presence of lead-paint and two homes have been abated during the 2012-2013 funding year.

## HOUSING

### Housing Needs

\*Please also refer to the Housing Needs Table in the Needs.xls workbook.

1. Describe Actions taken during the last year to foster and maintain affordable housing.

Program Year 5 CAPER Housing Needs response:

- 1.) During the 2012-2013 program year, the City of Enid worked with sub recipients to meet the goals towards decent housing set forth in the consolidated plan. Those goals are the removal of architectural barriers and rehabilitation of existing owner units including emergency repairs. To meet these goals, the City of Enid:
  - Provided funds to CDSA to complete emergency housing repairs for owner occupied homes. Funds are provided for HOME administration to allow more HOME projects to be completed with HOME dollars.
  - Christmas in Action received assistance to complete roof repairs during their yearly Build Day activity.

Along with CDBG funded projects, the City worked with developers to create additional affordable multifamily and single family housing in Enid through two tax credit development projects. In 2007, the City of Enid approved site plans for the Roosevelt Park Apartments, proposed by a developer in a qualified census tract. The City also created a tax increment finance district to help fund the construction of the affordable housing complex, which includes 48 apartments. Along with the apartments, the City supported the Carland Group in their application for tax credits to build 26 single family homes on in-fill lots.



## Specific Housing Objectives

1. Evaluate progress in meeting specific objective of providing affordable housing, including the number of extremely low-income, low-income, and moderate-income renter and owner households comparing actual accomplishments with proposed goals during the reporting period.
2. Evaluate progress in providing affordable housing that meets the Section 215 definition of affordable housing for rental and owner households comparing actual accomplishments with proposed goals during the reporting period.
3. Describe efforts to address “worst-case” housing needs and housing needs of persons with disabilities.

Program Year 5 CAPER Specific Housing Objectives response:

The City of Enid continues its commitment to meeting housing needs during the third program year Action Plan. In an effort to continue with the goals of enhancing the housing stock throughout the city limits, the City of Enid places importance on the housing priorities as identified in the Consolidated Plan throughout the application process.

To address these needs the City worked in conjunction with Christmas in Action to financially support Build Day 2012 during which 15 households were assisted. Volunteers focused rehabilitation efforts on owner-occupied housing for frail, elderly and disabled applicants who qualify for assistance with funding provided to assist with roof repair and replacement. The projects objective is to provide decent affordable housing with an accessibility/availability outcome. The City also worked in conjunction with the Community Development Support Association (CDSA) to provide emergency system repairs for low- to moderate income single-family owner-occupied homes, barrier removal for low- to moderate- income homes and project delivery costs associated with housing program and other HUD programs for housing. The number assisted was one hundred thirty two (132) individuals from thirty five (35) households. The objective is to provide decent affordable housing with an outcome of accessibility/availability.

Enid reasonably expects CDBG resources and some local revenue to address identified needs. The City may issue Certification of Consistency to the Consolidated Plan for other federal application assistance when development proposals compliment affordable housing priorities and objectives of the Annual Plan. Although a low CDBG priority, affordable rental development and rehabilitation is strongly encouraged and the need has increased during this consolidated plan period. Nonprofit and/or for-profit development enterprises can apply for competitive housing resources such as HOME, Low Income Housing Tax Credits, Federal Home Loan Bank of Topeka-Affordable Housing Program, State Housing Trust Fund, USHUD Youth Build, local faith-based initiatives similar to Group Work Camps, and/or REI’s various housing programs.

Organizations receiving CDBG assistance are encouraged to pursue additional leveraging funds through avenues, such as private donations, competitive grants, foundations or federal programs. The proposed public facility improvement, public services, and clearance activities in the 2012 funding cycle will leverage over \$85,000.00 with their CDBG funding and the housing activities will leverage over \$1,300,000.00.

The City of Enid addresses priority areas of removal of architectural barriers for those with disabilities and the rehabilitation of existing owner units including emergency repairs.

## **Public Housing Strategy**

1. Describe actions taken during the last year to improve public housing and resident initiatives.

Program Year 5 CAPER Public Housing Strategy response:

The City of Enid does not have a public housing agency that it works directly with; however, there is a local organization, Community Development Support Association (CDSA), which receives HOME funds. CDSA provides services to residents to help them become more involved in management and participate in homeownership. This organization is not designated as troubled by HUD and is not performing poorly. In fact, CDSA is operating astoundingly.

The City of Enid works closely with the Community Development Support Association (CDSA) in pursuing additional public housing. In 2007, the City of Enid approved site plans for the Roosevelt Park Apartments, proposed by a developer in a qualified census tract. The City also created a tax increment finance district to help fund the construction of the affordable housing complex, which includes 48 apartments. The project was completed and is at capacity offering affordable housing to the citizens of Enid.

In addition to assisting with development of the Roosevelt Park Apartments, the City of Enid worked with the Carland Group LLC, who proposed the east side redevelopment project consisting of 30 single family detached homes located on scattered sites in a low/moderate area. To support the tax credit application for the redevelopment project, the City passed a resolution of support and transferred ownership of two in-fill lots for the project. The project was approved for funding by the Oklahoma Housing Finance Authority, the single family dwellings in low income census tracts of the city are currently filled to capacity.

## **Barriers to Affordable Housing**

1. Describe actions taken during the last year to eliminate barriers to affordable housing.

Program Year 5 CAPER Barriers to Affordable Housing response:

The City of Enid continues its commitment to create diverse housing opportunities and ensure the availability and affordability of a variety of housing options by collaborating with the development community and housing organizations to build affordable housing as demonstrated with the partnership on two development projects. CDSA continues to offer a down payment assistance program for low to moderate income households to assist families with the purchase of homes.

### **HOME/ American Dream Down Payment Initiative (ADDI)**

1. Assessment of Relationship of HOME Funds to Goals and Objectives
  - a. Evaluate progress made toward meeting goals for providing affordable housing using HOME funds, including the number and types of households served.
2. HOME Match Report
  - a. Use HOME Match Report HUD-40107-A to report on match contributions for the period covered by the Consolidated Plan program year.
3. HOME MBE and WBE Report
  - a. Use Part III of HUD Form 40107 to report contracts and subcontracts with Minority Business Enterprises (MBEs) and Women's Business Enterprises (WBEs).
4. Assessments
  - a. Detail results of on-site inspections of rental housing.
  - b. Describe the HOME jurisdiction's affirmative marketing actions.
  - c. Describe outreach to minority and women owned businesses.

Program Year 5 CAPER HOME/ADDI response:

The City of Enid is not an entitlement for HOME funds and has not received State HOME funds for four years.

## **HOMELESS**

### **Homeless Needs**

\*Please also refer to the Homeless Needs Table in the Needs.xls workbook.

1. Identify actions taken to address needs of homeless persons.
2. Identify actions to help homeless persons make the transition to permanent housing and independent living.
3. Identify new Federal resources obtained from Homeless SuperNOFA.

Program Year 5 CAPER Homeless Needs response:

While the entitlement amount that the City receives for CDBG is inadequate to address all homeless needs, funds allocated toward emergency repair and barriers removal through CDSA and Christmas in Action assist individuals to remain in their homes and avoid the prospect of homelessness. In total, the City allocated \$90,000.00 to assist with housing rehabilitation needs through CDSA and Christmas in Action (CIA).

While the City of Enid does not receive emergency shelter grants funds directly, the City desires to support agencies and shelters who address and provide homeless needs. As part of the North Central Oklahoma Continuum of Care, the City supports their efforts to address homelessness and serves on the North Central Continuum of Care board. The City has an official Memorandum of Understanding with the Continuum and the CDBG staff serves on the Continuum's Ten (10) year plan to end homelessness committee. By educating staff and offering support, the City hopes to continue collaborative efforts to pursue additional funding to address homelessness.

## **Specific Homeless Prevention Elements**

1. Identify actions taken to prevent homelessness.

Program Year 5 CAPER Specific Housing Prevention Elements response:

To prevent homelessness, the City of Enid attempts to keep families in their homes by offering emergency repair assistance through CDSA and roof repairs through Christmas in Action. The City of Enid also has the North Central Oklahoma Continuum of Care 10-year plan to end homelessness available for the public.

## **Emergency Shelter Grants (ESG)**

1. Identify actions to address emergency shelter and transitional housing needs of homeless individuals and families (including significant subpopulations such as those living on the streets).
2. Assessment of Relationship of ESG Funds to Goals and Objectives
  - a. Evaluate progress made in using ESG funds to address homeless and homeless prevention needs, goals, and specific objectives established in the Consolidated Plan.
  - b. Detail how ESG projects are related to implementation of comprehensive homeless planning strategy, including the number and types of individuals and persons in households served with ESG funds.
3. Matching Resources
  - a. Provide specific sources and amounts of new funding used to meet match as required by 42 USC 11375(a)(1), including cash resources, grants, and staff salaries, as well as in-kind contributions such as the value of a building or lease, donated materials, or volunteer time.

## Jurisdiction

---

4. State Method of Distribution
  - a. States must describe their method of distribution and how it rated and selected its local government agencies and private nonprofit organizations acting as subrecipients.
5. Activity and Beneficiary Data
  - a. Completion of attached Emergency Shelter Grant Program Performance Chart or other reports showing ESGP expenditures by type of activity. Also describe any problems in collecting, reporting, and evaluating the reliability of this information.
  - b. Homeless Discharge Coordination
    - i. As part of the government developing and implementing a homeless discharge coordination policy, ESG homeless prevention funds may be used to assist very-low income individuals and families at risk of becoming homeless after being released from publicly funded institutions such as health care facilities, foster care or other youth facilities, or corrections institutions or programs.
  - c. Explain how your government is instituting a homeless discharge coordination policy, and how ESG homeless prevention funds are being used in this effort.

Program Year 5 CAPER ESG response:

The City of Enid does not receive emergency shelter grant funds.

## COMMUNITY DEVELOPMENT

### Community Development

\*Please also refer to the Community Development Table in the Needs.xls workbook.

1. Assessment of Relationship of CDBG Funds to Goals and Objectives
  - a. Assess use of CDBG funds in relation to the priorities, needs, goals, and specific objectives in the Consolidated Plan, particularly the highest priority activities.
  - b. Evaluate progress made toward meeting goals for providing affordable housing using CDBG funds, including the number and types of households served.
  - c. Indicate the extent to which CDBG funds were used for activities that benefited extremely low-income, low-income, and moderate-income persons.
2. Changes in Program Objectives
  - a. Identify the nature of and the reasons for any changes in program objectives and how the jurisdiction would change its program as a result of its experiences.
3. Assessment of Efforts in Carrying Out Planned Actions
  - a. Indicate how grantee pursued all resources indicated in the Consolidated Plan.
  - b. Indicate how grantee provided certifications of consistency in a fair and impartial manner.
  - c. Indicate how grantee did not hinder Consolidated Plan implementation by action or willful inaction.

## Jurisdiction

---

4. For Funds Not Used for National Objectives
  - a. Indicate how use of CDBG funds did not meet national objectives.
  - b. Indicate how did not comply with overall benefit certification.
5. Anti-displacement and Relocation – for activities that involve acquisition, rehabilitation or demolition of occupied real property
  - a. Describe steps actually taken to minimize the amount of displacement resulting from the CDBG-assisted activities.
  - b. Describe steps taken to identify households, businesses, farms or nonprofit organizations who occupied properties subject to the Uniform Relocation Act or Section 104(d) of the Housing and Community Development Act of 1974, as amended, and whether or not they were displaced, and the nature of their needs and preferences.
  - c. Describe steps taken to ensure the timely issuance of information notices to displaced households, businesses, farms, or nonprofit organizations.
6. Low/Mod Job Activities – for economic development activities undertaken where jobs were made available but not taken by low- or moderate-income persons
  - a. Describe actions taken by grantee and businesses to ensure first consideration was or will be given to low/mod persons.
  - b. List by job title of all the permanent jobs created/retained and those that were made available to low/mod persons.
  - c. If any of jobs claimed as being available to low/mod persons require special skill, work experience, or education, provide a description of steps being taken or that will be taken to provide such skills, experience, or education.
7. Low/Mod Limited Clientele Activities – for activities not falling within one of the categories of presumed limited clientele low and moderate income benefit
  - a. Describe how the nature, location, or other information demonstrates the activities benefit a limited clientele at least 51% of whom are low- and moderate-income.
8. Program income received
  - a. Detail the amount of program income reported that was returned to each individual revolving fund, e.g., housing rehabilitation, economic development, or other type of revolving fund.
  - b. Detail the amount repaid on each float-funded activity.
  - c. Detail all other loan repayments broken down by the categories of housing rehabilitation, economic development, or other.
  - d. Detail the amount of income received from the sale of property by parcel.
9. Prior period adjustments – where reimbursement was made this reporting period for expenditures (made in previous reporting periods) that have been disallowed, provide the following information:
  - a. The activity name and number as shown in IDIS;
  - b. The program year(s) in which the expenditure(s) for the disallowed activity(ies) was reported;
  - c. The amount returned to line-of-credit or program account; and
  - d. Total amount to be reimbursed and the time period over which the reimbursement is to be made, if the reimbursement is made with multi-year payments.
10. Loans and other receivables

- a. List the principal balance for each float-funded activity outstanding as of the end of the reporting period and the date(s) by which the funds are expected to be received.
  - b. List the total number of other loans outstanding and the principal balance owed as of the end of the reporting period.
  - c. List separately the total number of outstanding loans that are deferred or forgivable, the principal balance owed as of the end of the reporting period, and the terms of the deferral or forgiveness.
  - d. Detail the total number and amount of loans made with CDBG funds that have gone into default and for which the balance was forgiven or written off during the reporting period.
  - e. Provide a List of the parcels of property owned by the grantee or its subrecipients that have been acquired or improved using CDBG funds and that are available for sale as of the end of the reporting period.
11. Lump sum agreements
- a. Provide the name of the financial institution.
  - b. Provide the date the funds were deposited.
  - c. Provide the date the use of funds commenced.
  - d. Provide the percentage of funds disbursed within 180 days of deposit in the institution.
12. Housing Rehabilitation – for each type of rehabilitation program for which projects/units were reported as completed during the program year
- a. Identify the type of program and number of projects/units completed for each program.
  - b. Provide the total CDBG funds involved in the program.
  - c. Detail other public and private funds involved in the project.
13. Neighborhood Revitalization Strategies – for grantees that have HUD-approved neighborhood revitalization strategies
- a. Describe progress against benchmarks for the program year. For grantees with Federally-designated EZs or ECs that received HUD approval for a neighborhood revitalization strategy, reports that are required as part of the EZ/EC process shall suffice for purposes of reporting progress.

Program Year 5 CAPER Community Development response:

- 1.) The City of Enid strives to meet the priorities as set forth in the 2008-2013 Consolidated Plan during the 2012 Action Plan. The projects identified for expenditure during the 2012 program year were public facilities improvements, public services, housing, economic development, and clearance activities. Specific projects in these areas included:

A summary of the objectives and activity goals proposed in the 2012 Action Plan include:

- EPTA-Bus shelter project located in QTC 1 and 7 and has expended B-10 funds in the amount \$1,467.50 and \$1,920.00 from the B-11 allocation to provide bus

- CDSA Housing- Emergency Repairs and Barrier Removal program expended B-11 funds in the amount of \$34,425.27 and a total of \$ 13,125.53 for HOME projects during the program year.
  - Christmas In Action-Housing/Roof projects expended B-10 funds in the amount of \$3,364.00, completing the project. Christmas In Action also had expenditures in the amount of \$10,332.23 from their B-11 allocation for emergency repairs to replace roofs for 11 households.
  - Debt service to the Section 108 loan was refinanced in 2010 and the lowered the regular annual payments. The loan assists with the purchase of the NOC campus in Enid, which provides education opportunities and employment for the community. NOC is located in the QCT 15. \$53,264.03 was expended from the B-10 line item and \$128,090.16 closing out the B-11 allocation.
  - Demolition assistance was given to 22 low- and moderate-income households to remove dilapidated structures identified by code enforcement. The activity expended \$24,373.88 from B-10 funds and \$14,228.02 from the B-11 allocation.
  - Sandbox Learning Center expended funds from B-11 in this program year in the amount of \$11,483.19, closing out their B-11 project.
  - Booker T Washington expended funds in the amount of \$6,375.00 this program year from the B-11 allocation to replace doors at the facility.
  - The First Church of the Nazarene expended \$37,034.15 from the B-11 allocation.
  - Administration funds expended from B-09 were \$10,458.50 and the B-11 funds expended were in the amount of \$45,462.02.
- 2.) The program objectives set forth in the consolidated plan have not been changed. Enid still places emphasis on housing rehabilitation, the removal of architectural barriers, clearance and demolition, code enforcement, planning, and the repayment of the section 108 loan. For any proposed changes to the program objectives, the City would solicit community input.
- 3.) To pursue additional resources to address housing needs in Enid, the City worked with CDSA to apply for HOME funds from the Oklahoma Finance Authority (OHFA) since the City of Enid is not an entitlement for HOME funds. The City of Enid was not selected to participate in the application process for funding. Under OHFA's system, HOME rehabilitation is awarded using a chance lottery drawing that does not consider local housing needs or demand resulting in the City's loss of access to what had been otherwise dependable funding based on the merit of City's housing needs.



Applicants were encouraged to provide visual aids during the second public hearing. At this public hearing, the applicants are given an opportunity to present their application to the CDBG Funding Committee. The committee then has the opportunity to ask any remaining questions. Applicants were granted use of a computer and projector during the meeting, as well as access to a digital camera, to create any visual aids. All applications are discussed based on a point system by the CDBG Funding Committee.

As with previous funding years, the focus is to fund projects that will further the goals and objectives set forth in the consolidated plan. All applications that are received before the deadline are reviewed by CDBG staff for eligibility and then passed to the CDBG Funding Committee for funding consideration.

- 4.) All CDBG funds expended met a national objective. Out of all funds disbursed other than section 108 and administration, 100% were expended to benefit low/mod income individuals and households.
- 5.) No activities funded with CDBG funds displaced or relocated families from their homes. The CDBG Department property acquisition and rehabilitation activities do not displace families from their homes. Christmas in Action activities only affect the roof and CDSA completes emergency repairs as soon as possible. The demolition assistance program requires that a dilapidated residential property be vacant a minimum of 6 months before the property is considered for assistance.
- 6.) Through the microenterprise assistance program, individuals can receive funding to create a sole proprietorship business. Most applicants are unable to find assistance elsewhere for various reasons, i.e. bad credit, lack of financial capability. Two microenterprises that were assisted received start up funding, while the third received funding for improvements to keep the business operational. NOC has agreed to hire low-and moderate income individuals by advertising the available positions in low-mod areas first and giving preference to Section 3.
- 7.) For activities that fall under an area low-and moderate benefit, the CDBG Department staff refers to census tract data to determine the income level and population of the proposed service area. Census tracts that are identified as low-and/or moderate census tracts receive focus for CDBG funding.
- 8.) Program income in the amount of \$1,200.00 was received during the 2012-2013 program year for outstanding microenterprise loans. Each microenterprise funded receives assistance in the form of a 50% loan/50% grant. The loan portion is to be paid back in 10% increments each year for five years.
- 9.) None of the expenditures made in previous reporting periods have been disallowed or reimbursed.

- 10.) Currently, all microenterprise loans have been expended. There is a total outstanding balance of \$7,920.91 for three loans, one of the four loans has been paid in full.
- 11.) The City does not have any lump sum agreements. Expenditures are reimbursed throughout the project when requests are made and receipts or invoices are submitted to the CDBG Department.
- 12.) CDSA and Christmas in Action assist the city with addressing housing activities. A total of \$81,417.42 assisted 35 families to remain in their homes.
- 13.) The City of Enid does not have a Neighborhood Revitalization Strategy area. There was a designated NRSA during the 2003-2007 Consolidated Plan, but it expired in 2007.

## Antipoverty Strategy

1. Describe actions taken during the last year to reduce the number of persons living below the poverty level.

Program Year 5 CAPER Antipoverty Strategy response:

The City of Enid continues to work closely with CDSA to help families move to economic self-sufficiency by improving conditions in which low-income people live and supporting partnerships among providers of services to low-income people.

Through the City's continued support of Northern Oklahoma College (NOC) with the Section 108 Loan to assist with the purchase of the Enid campus, opportunities for further education are provided at an affordable rate. Northern Oklahoma College (NOC), Northwestern Oklahoma State University (NWOSU), and Autry Technology Center worked together to provide expanded economic and educational opportunities to the community at a lower tuition cost than other regional and state universities. For example, the cost for undergraduate studies with tuition and mandatory fees for a year at Oklahoma State University is \$206.70 per credit hour and University of Oklahoma is \$216.43 per credit hour while NWOSU is \$137.00 per credit hour and NOC is \$76.75. This information was gathered from the Oklahoma State Regents for Higher Education website.

## NON-HOMELESS SPECIAL NEEDS

### Non-homeless Special Needs

\*Please also refer to the Non-homeless Special Needs Table in the Needs.xls workbook.

1. Identify actions taken to address special needs of persons that are not homeless but require supportive housing, (including persons with HIV/AIDS and their

families).

Program Year 5 CAPER Non-homeless Special Needs response:

While no programs are specifically directed towards non-homeless special needs population, many programs supported by CDBG funding are open to applicants throughout the community. Examples of these programs included emergency housing repair and Christmas in Action's Build Day which assists families to stay in their homes.

## Specific HOPWA Objectives

\*Please also refer to the HOPWA Table in the Needs.xls workbook.

1. Overall Assessment of Relationship of HOPWA Funds to Goals and Objectives  
Grantees should demonstrate through the CAPER and related IDIS reports the progress they are making at accomplishing identified goals and objectives with HOPWA funding. Grantees should demonstrate:
  - a. That progress is being made toward meeting the HOPWA goal for providing affordable housing using HOPWA funds and other resources for persons with HIV/AIDS and their families through a comprehensive community plan;
  - b. That community-wide HIV/AIDS housing strategies are meeting HUD's national goal of increasing the availability of decent, safe, and affordable housing for low-income persons living with HIV/AIDS;
  - c. That community partnerships between State and local governments and community-based non-profits are creating models and innovative strategies to serve the housing and related supportive service needs of persons living with HIV/AIDS and their families;
  - d. That through community-wide strategies Federal, State, local, and other resources are matched with HOPWA funding to create comprehensive housing strategies;
  - e. That community strategies produce and support actual units of housing for persons living with HIV/AIDS; and finally,
  - f. That community strategies identify and supply related supportive services in conjunction with housing to ensure the needs of persons living with HIV/AIDS and their families are met.
2. This should be accomplished by providing an executive summary (1-5 pages) that includes:
  - a. Grantee Narrative
    - i. Grantee and Community Overview
      - (1) A brief description of your organization, the area of service, the name of each project sponsor and a broad overview of the range/type of housing activities and related services
      - (2) How grant management oversight of project sponsor activities is conducted and how project sponsors are selected
      - (3) A description of the local jurisdiction, its need, and the estimated number of persons living with HIV/AIDS
      - (4) A brief description of the planning and public consultations involved in the use of HOPWA funds including reference to any appropriate planning document or advisory body

- (5) What other resources were used in conjunction with HOPWA funded activities, including cash resources and in-kind contributions, such as the value of services or materials provided by volunteers or by other individuals or organizations
  - (6) Collaborative efforts with related programs including coordination and planning with clients, advocates, Ryan White CARE Act planning bodies, AIDS Drug Assistance Programs, homeless assistance programs, or other efforts that assist persons living with HIV/AIDS and their families.
- ii. Project Accomplishment Overview
    - (1) A brief summary of all housing activities broken down by three types: emergency or short-term rent, mortgage or utility payments to prevent homelessness; rental assistance; facility based housing, including development cost, operating cost for those facilities and community residences
    - (2) The number of units of housing which have been created through acquisition, rehabilitation, or new construction since 1993 with any HOPWA funds
    - (3) A brief description of any unique supportive service or other service delivery models or efforts
    - (4) Any other accomplishments recognized in your community due to the use of HOPWA funds, including any projects in developmental stages that are not operational.
  - iii. Barriers or Trends Overview
    - (1) Describe any barriers encountered, actions in response to barriers, and recommendations for program improvement
    - (2) Trends you expect your community to face in meeting the needs of persons with HIV/AIDS, and
    - (3) Any other information you feel may be important as you look at providing services to persons with HIV/AIDS in the next 5-10 years
  - b. Accomplishment Data
    - i. Completion of CAPER Performance Chart 1 of Actual Performance in the provision of housing (Table II-1 to be submitted with CAPER).
    - ii. Completion of CAPER Performance Chart 2 of Comparison to Planned Housing Actions (Table II-2 to be submitted with CAPER).

Program Year 5 CAPER Specific HOPWA Objectives response:

**The City of Enid does not receive HOPWA funds.**

## OTHER NARRATIVE

Include any CAPER information that was not covered by narratives in any other section.

Program Year 5 CAPER Other Narrative response:



**APPENDIX A:**

**CDBG Financial Summary for Program Year 2012**

**Report Description:** This report shows the obligations and expenditures that the City of Enid made for the 2012 Program Year. The expenditures are summarized to determine the relevant indicators for specific statutory requirements. Specifically the City of Enid should meet the following requirements: at least 70% of funds spent on low-and moderate beneficiaries (Line 22), less than 15% of funds spent on non-exempt public service activities (Line 36), and less than 20% of funds spent on planning and administration activities (Line 46).

PR 26 Report 2012

<b>PART I: SUMMARY OF CDBG RESOURCES</b>		
01 UNEXPENDED CDBG FUNDS AT END OF PREVIOUS PROGRAM YEAR		621,292.79
02 ENTITLEMENT GRANT		405,210.00
03 SURPLUS URBAN RENEWAL		0.00
04 SECTION 108 GUARANTEED LOAN FUNDS		0.00
05 CURRENT YEAR PROGRAM INCOME		212.26
05a CURRENT YEAR SECTION 108 PROGRAM INCOME (FOR SI TYPE)		0.00
06 RETURNS		0.00
07 ADJUSTMENT TO COMPUTE TOTAL AVAILABLE		0.00
08 TOTAL AVAILABLE (SUM, LINES 01-07)		1,026,715.05
<b>PART II: SUMMARY OF CDBG EXPENDITURES</b>		
09 DISBURSEMENTS OTHER THAN SECTION 108 REPAYMENTS AND PLANNING/ADMINISTRATION		221,378.91
10 ADJUSTMENT TO COMPUTE TOTAL AMOUNT SUBJECT TO LOW/MOD BENEFIT		0.00
11 AMOUNT SUBJECT TO LOW/MOD BENEFIT (LINE 09 + LINE 10)		221,378.91
12 DISBURSED IN IDIS FOR PLANNING/ADMINISTRATION		70,304.90
13 DISBURSED IN IDIS FOR SECTION 108 REPAYMENTS		260,245.50
14 ADJUSTMENT TO COMPUTE TOTAL EXPENDITURES		0.00
15 TOTAL EXPENDITURES (SUM, LINES 11-14)		551,929.31
16 UNEXPENDED BALANCE (LINE 08 - LINE 15)		474,785.74
<b>PART III: LOWMOD BENEFIT THIS REPORTING PERIOD</b>		
17 EXPENDED FOR LOW/MOD HOUSING IN SPECIAL AREAS		0.00
18 EXPENDED FOR LOW/MOD MULTI-UNIT HOUSING		0.00
19 DISBURSED FOR OTHER LOW/MOD ACTIVITIES		221,378.91
20 ADJUSTMENT TO COMPUTE TOTAL LOW/MOD CREDIT		0.00
21 TOTAL LOW/MOD CREDIT (SUM, LINES 17-20)		221,378.91
22 PERCENT LOW/MOD CREDIT (LINE 21/LINE 11)		100.00%
<b>LOW/MOD BENEFIT FOR MULTI-YEAR CERTIFICATIONS</b>		
23 PROGRAM YEARS(PY) COVERED IN CERTIFICATION	PY: PY: PY:	
24 CUMULATIVE NET EXPENDITURES SUBJECT TO LOW/MOD BENEFIT CALCULATION		0.00
25 CUMULATIVE EXPENDITURES BENEFITING LOW/MOD PERSONS		0.00
26 PERCENT BENEFIT TO LOW/MOD PERSONS (LINE 25/LINE 24)		0.00%
<b>PART IV: PUBLIC SERVICE (PS) CAP CALCULATIONS</b>		
27 DISBURSED IN IDIS FOR PUBLIC SERVICES		65,149.43
28 PS UNLIQUIDATED OBLIGATIONS AT END OF CURRENT PROGRAM YEAR		0.00
29 PS UNLIQUIDATED OBLIGATIONS AT END OF PREVIOUS PROGRAM YEAR		0.00
30 ADJUSTMENT TO COMPUTE TOTAL PS OBLIGATIONS		0.00
31 TOTAL PS OBLIGATIONS (LINE 27 + LINE 28 - LINE 29 + LINE 30)		65,149.43
32 ENTITLEMENT GRANT		405,210.00
33 PRIOR YEAR PROGRAM INCOME		1,612.26
34 ADJUSTMENT TO COMPUTE TOTAL SUBJECT TO PS CAP		0.00
35 TOTAL SUBJECT TO PS CAP (SUM, LINES 32-34)		406,822.26
36 PERCENT FUNDS OBLIGATED FOR PS ACTIVITIES (LINE 31/LINE 35)		16.01%
<b>PART V: PLANNING AND ADMINISTRATION (PA) CAP</b>		
37 DISBURSED IN IDIS FOR PLANNING/ADMINISTRATION		70,304.90
38 PA UNLIQUIDATED OBLIGATIONS AT END OF CURRENT PROGRAM YEAR		0.00
39 PA UNLIQUIDATED OBLIGATIONS AT END OF PREVIOUS PROGRAM YEAR		0.00
40 ADJUSTMENT TO COMPUTE TOTAL PA OBLIGATIONS		0.00
41 TOTAL PA OBLIGATIONS (LINE 37 + LINE 38 - LINE 39 +LINE 40)		70,304.90
42 ENTITLEMENT GRANT		405,210.00
43 CURRENT YEAR PROGRAM INCOME		212.26
44 ADJUSTMENT TO COMPUTE TOTAL SUBJECT TO PA CAP		0.00
45 TOTAL SUBJECT TO PA CAP (SUM, LINES 42-44)		405,422.26
46 PERCENT FUNDS OBLIGATED FOR PA ACTIVITIES (LINE 41/LINE 45)		17.34%

**LINE 17 DETAIL: ACTIVITIES TO CONSIDER IN DETERMINING THE AMOUNT TO ENTER ON LINE 17**

Report returned no data.

**LINE 18 DETAIL: ACTIVITIES TO CONSIDER IN DETERMINING THE AMOUNT TO ENTER ON LINE 18**

Report returned no data.

**LINE 19 DETAIL: ACTIVITIES INCLUDED IN THE COMPUTATION OF LINE 19**

Plan Year	IDIS Project	IDIS Activity	Voucher Number	Activity Name	Matrix Code	National Objective	Drawn Amount
2010	1	341	5446062	EPTA	03	LMA	\$990.00
2010	1	341	5488332	EPTA	03	LMA	\$477.50
2010	10	350	5459733	Christmas In Action Build Day	14A	LMH	\$1,990.00
2010	10	350	5481783	Christmas In Action Build Day	14A	LMH	\$1,374.00
2010	12	352	5446062	Demolition	04	LMC	\$10,445.00
2010	12	352	5459733	Demolition	04	LMC	\$2,345.00
2010	12	352	5471771	Demolition	04	LMC	\$11,583.88
2011	2	355	5459733	Sandbox-ADA Restroom	03M	LMC	\$11,438.19
2011	3	356	5502567	Booker T Washington-Doors	03D	LMC	\$6,217.00
2011	3	356	5508154	Booker T Washington-Doors	03D	LMC	\$158.00
2011	8	361	5488332	EPTA Bus Pass Program	05E	LMC	\$407.50
2011	8	361	5493621	EPTA Bus Pass Program	05E	LMC	\$1,512.50
2011	9	362	5481783	Christmas In Action-Build Day 2011	14A	LMH	\$1,225.00
2011	9	362	5541697	Christmas In Action-Build Day 2011	14A	LMH	\$8,187.00
2011	9	362	5569421	Christmas In Action-Build Day 2011	14A	LMH	\$920.23
2011	10	363	5471771	CDSA Housing ER/BR	14A	LMH	\$4,248.58
2011	10	363	5493621	CDSA Housing ER/BR	14A	LMH	\$11,390.63
2011	10	363	5513616	CDSA Housing ER/BR	14A	LMH	\$11,279.01
2011	10	363	5541697	CDSA Housing ER/BR	14A	LMH	\$7,507.05
2011	12	365	5471771	Demolition	04	LMC	\$1,097.12
2011	12	365	5493621	Demolition	04	LMC	\$2,785.00
2011	12	365	5498067	Demolition	04	LMC	\$800.00
2011	12	365	5502567	Demolition	04	LMC	\$908.40
2011	12	365	5517688	Demolition	04	LMC	\$855.00
2011	12	365	5525418	Demolition	04	LMC	\$1,132.50
2011	12	365	5560459	Demolition	04	LMC	\$3,800.00
2011	12	365	5569421	Demolition	04	LMC	\$2,850.00
2011	13	366	5471771	Garfield Neighborhood Clean Up	05V	LMA	\$15,480.00
2011	13	366	5502567	Garfield Neighborhood Clean Up	05V	LMA	\$19,751.60
2011	13	366	5508154	Garfield Neighborhood Clean Up	05V	LMA	\$1,802.55
2012	3	371	5502567	JWL-Building Rehab Code/ADA Improvements	03	LMC	\$8,473.00
2012	3	371	5525418	JWL-Building Rehab Code/ADA Improvements	03	LMC	\$11,582.00
2012	4	372	5541697	Sandbox-Restroom & ADA improvements	03M	LMC	\$1,500.00
2012	4	372	5568163	Sandbox-Restroom & ADA improvements	03M	LMC	\$8,500.00
2012	5	373	5502567	BTW Tutoring program	05D	LMC	\$2,193.64
2012	5	373	5508154	BTW Tutoring program	05D	LMC	\$1,943.04
2012	5	373	5517688	BTW Tutoring program	05D	LMC	\$1,008.16
2012	5	373	5525418	BTW Tutoring program	05D	LMC	\$850.16
2012	5	373	5530841	BTW Tutoring program	05D	LMC	\$825.68
2012	5	373	5536248	BTW Tutoring program	05D	LMC	\$1,091.84
2012	5	373	5541697	BTW Tutoring program	05D	LMC	\$1,902.82
2012	5	373	5568163	BTW Tutoring program	05D	LMC	\$3,207.95
2012	5	373	5569421	BTW Tutoring program	05D	LMC	\$18.71
2012	6	374	5517688	EPTA-Bus Pass Program	05E	LMC	\$760.00
2012	6	374	5541697	EPTA-Bus Pass Program	05E	LMC	\$1,690.00
2012	6	374	5569421	EPTA-Bus Pass Program	05E	LMC	\$2,300.00
2012	7	375	5508154	YWCA Appliances	05G	LMC	\$8,403.28

Plan Year	IDIS Project	IDIS Activity	Voucher Number	Activity Name	Matrix Code	National Objective	Drawn Amount
2012	8	376	5569421	CIA ER/BR	14A	LMH	\$6,216.77
2012	9	377	5541697	CDSA ER/BR/HOME	14A	LMH	\$1,123.05
2012	9	377	5547256	CDSA ER/BR/HOME	14A	LMH	\$12,830.57
<b>Total</b>							<b>\$221,378.91</b>



## Financial Summary Attachment

### Part 1. Summary of CDBG Resources

Line 7 = Funds that were reclaimed from closed projects funded during previous funding years. \$10,000.00

### Part 2. Summary of CDBG Expenditures

No Adjustments to Part 2

### Part 3: Low/Mod Benefit This Reporting Period

**Line 19= Low/Mod Activities expenditures is \$221,378.91**

Line 20 = Included activities where funds were spent on low/mod benefit.

Line 22= Percentage Low/Mod persons benefiting 100%

Table: Activities with expenditures in the program year 2012, not counted toward Public Service or Administration Cap.

<b>PRG YEAR</b>	<b>ACTIVITY</b>	<b>IDIS ID</b>	<b>NTL OBJ</b>	<b>MATIRIX CODE</b>	<b>DRAWN AMOUNT</b>
2011	City of Enid-Demolition	365	LMC	4	14,228.02
2011	First Church of the Nazarene	366	LMA	05V	37,034.15
2012	Junior Welfare League	371	LMC	3	20,055.00
2012	Sandbox Learning Center-Facilities Rehab	372	LMC	03M	10,000.00
2010	City of Enid Demolition	352	LMC	4	24,373.88
2011	Sandbox Learning Center-ADA Accessibility Restrooms	355	LMC	03M	11,438.19
2011	Booker T Washington-Building Renovations (Doors)	356	LMC	03D	6,375.00
2010	CIA Build Day	350	LMH	14A	3,364.00
2011	Christmas In Action	362	LMH	14A	10,332.23
2011	CDSA-ER/BR	363	LMH	14A	34,425.27
2012	Christmas In Action-ER/BR	376	LMH	14A	6,216.77
2012	CDSA-ER/BR/HOME	377	LMH	14A	13,953.62
2011	Section 108 Loan	364	0	19F	128,090.16
2012	Section 108-2012	378	0	19F	78,891.31
2010	Section 108 Loan	351	0	19F	53,264.03
					<b>\$452,041.36</b>

**Part 4: Public Service Cap Calculations**

Line 28 PS unliquidated Obligations at end of current program year

\$

PRG YEAR	IDIS ACT ID	ACTIVITY NAME	MATRIX CODE	NTL OBJ	DRAWN AMOUNT
2010	341	EPTA Buss Pass Program	05E	LMC	\$ 1,467.50
2012	375	YWCA Appliances	05	LMC	\$ 8,403.28
2011	361	EPTA	05E	LMC	\$ 1,920.00
2012	373	Booker T Washington After School	05D	LMC	\$ 13,042.00
2011	361	EPTA Bus Pass Program	05E	LMC	\$3,080.00
		<b>TOTAL</b>			<b>\$29,582.78</b>

Line 34 = Adjustment for reallocated funds, \$

Percentage= %

**Part 5: Planning and Administrative Cap**

Line 39 = Included all balances for administrative/planning activities at end of FY2012, \$ .

PRG YEAR	IDIS ACT ID	ACTIVITY NAME	MATRIX CODE	NTL OBJ	DRAWN AMOUNT
2009	337	Administration	21A		\$10,458.50
2010	353	Administration	21A		\$1,258.85
2011	368	Administration	21A		\$45,462.02
2011	367	CDSA HOME	21I		\$13,125.53
		<b>TOTAL</b>			<b>\$ 70,304.90</b>

Line 40 = Includes all balances for administrative/planning at the end of FY2012, \$ .

Percentage= %

Line 44 = Adjustment for reallocated funds, \$

Line 15= total expenditures, \$551,929.04

## APPENDIX B:

### Program Year 2012 Summary of Accomplishments

**Report Description:** This report presents data on CDBG activity counts and payments by activity type. It also contains data on CDBG accomplishments by various units of measure (i.e. number of people) and housing units by racial/ethnic categories.

PR23 pages 5 of 7, 6 of 7, and 7 of 7 are for the HOME program. The City of Enid does not receive funds from this program; therefore there are no accomplishments to report.

23






U.S. Department of Housing and Urban Development  
 Office of Community Planning and Development  
 Integrated Disbursement and Information System  
 CDBG Summary of Accomplishments  
 Program Year: 2012

DATE: 09-19-13  
 TIME: 17:19  
 PAGE: 1

ENID

Count of CDBG Activities with Disbursements by Activity Group & Matrix Code

Activity Group	Activity Category	Underway Count	Underway Activities Disbursed	Completed Count	Completed Activities Disbursed	Program Year Count	Total Activities Disbursed
Acquisition	Clearance and Demolition (04)	2	\$14,228.02	3	\$24,373.88	5	\$38,601.90
	<b>Total Acquisition</b>	<b>2</b>	<b>\$14,228.02</b>	<b>3</b>	<b>\$24,373.88</b>	<b>5</b>	<b>\$38,601.90</b>
Housing	Rehab; Single-Unit Residential (14A)	2	\$20,170.39	4	\$48,121.50	6	\$68,291.89
	<b>Total Housing</b>	<b>2</b>	<b>\$20,170.39</b>	<b>4</b>	<b>\$48,121.50</b>	<b>6</b>	<b>\$68,291.89</b>
Public Facilities and Improvements	Public Facilities and Improvement (General) (03)	0	\$0.00	2	\$21,522.50	2	\$21,522.50
	Youth Centers (03D)	1	\$0.00	1	\$6,375.00	2	\$6,375.00
	Parks, Recreational Facilities (03F)	1	\$0.00	2	\$0.00	3	\$0.00
	Child Care Centers (03M)	0	\$0.00	2	\$21,438.19	2	\$21,438.19
	<b>Total Public Facilities and Improvements</b>	<b>2</b>	<b>\$0.00</b>	<b>7</b>	<b>\$49,335.69</b>	<b>9</b>	<b>\$49,335.69</b>
Public Services	Public Services (General) (05)	0	\$0.00	2	\$0.00	2	\$0.00
	Handicapped Services (05B)	0	\$0.00	1	\$0.00	1	\$0.00
	Youth Services (05D)	0	\$0.00	2	\$13,042.00	2	\$13,042.00
	Transportation Services (05E)	1	\$4,750.00	1	\$1,920.00	2	\$6,670.00
	Battered and Abused Spouses (05G)	0	\$0.00	1	\$8,403.28	1	\$8,403.28
	Neighborhood Cleanups (05V)	0	\$0.00	1	\$37,034.15	1	\$37,034.15
	<b>Total Public Services</b>	<b>1</b>	<b>\$4,750.00</b>	<b>8</b>	<b>\$60,399.43</b>	<b>9</b>	<b>\$65,149.43</b>
General Administration and Planning	General Program Administration (21A)	3	\$45,462.02	2	\$11,717.35	5	\$57,179.37
	HOME CHDO Operating Expenses (subject to 5% cap) (21I)	0	\$0.00	1	\$13,125.53	1	\$13,125.53
	<b>Total General Administration and Planning</b>	<b>3</b>	<b>\$45,462.02</b>	<b>3</b>	<b>\$24,842.88</b>	<b>6</b>	<b>\$70,304.90</b>
Repayment of Section 108 Loans	Planned Repayment of Section 108 Loan Principal (19F)	2	\$206,981.47	1	\$53,264.03	3	\$260,245.50
	<b>Total Repayment of Section 108 Loans</b>	<b>2</b>	<b>\$206,981.47</b>	<b>1</b>	<b>\$53,264.03</b>	<b>3</b>	<b>\$260,245.50</b>
<b>Grand Total</b>		<b>12</b>	<b>\$291,591.90</b>	<b>26</b>	<b>\$260,337.41</b>	<b>38</b>	<b>\$551,929.31</b>



U.S. Department of Housing and Urban Development  
Office of Community Planning and Development  
Integrated Disbursement and Information System  
CDBG Summary of Accomplishments  
Program Year: 2012

DATE: 09-19-13  
TIME: 17:19  
PAGE: 2

ENID

**CDBG Sum of Actual Accomplishments by Activity Group and Accomplishment Type**

Activity Group	Matrix Code	Accomplishment Type			Program Year
			Open Count	Completed Count	Totals
Acquisition	Clearance and Demolition (04)	Housing Units	0	96	96
	<b>Total Acquisition</b>		<b>0</b>	<b>96</b>	<b>96</b>
Housing	Rehab; Single-Unit Residential (14A)	Housing Units	0	117	117
	<b>Total Housing</b>		<b>0</b>	<b>117</b>	<b>117</b>
Public Facilities and Improvements	Public Facilities and Improvement (General) (03)	Public Facilities	0	2,258	2,258
	Youth Centers (03D)	Public Facilities	0	792	792
	Parks, Recreational Facilities (03F)	Public Facilities	0	1,076	1,076
	Child Care Centers (03M)	Public Facilities	0	221	221
	<b>Total Public Facilities and Improvements</b>		<b>0</b>	<b>4,347</b>	<b>4,347</b>
Public Services	Public Services (General) (05)	Persons	0	12,675	12,675
	Handicapped Services (05B)	Persons	0	29	29
	Youth Services (05D)	Persons	0	239	239
	Transportation Services (05E)	Persons	49	116	165
	Battered and Abused Spouses (05G)	Persons	0	324	324
	Neighborhood Cleanups (05V)	Persons	0	5,914	5,914
	<b>Total Public Services</b>		<b>49</b>	<b>19,297</b>	<b>19,346</b>
<b>Grand Total</b>			<b>49</b>	<b>23,857</b>	<b>23,906</b>



U.S. Department of Housing and Urban Development  
 Office of Community Planning and Development  
 Integrated Disbursement and Information System  
 CDBG Summary of Accomplishments  
 Program Year: 2012

DATE: 09-19-13  
 TIME: 17:19  
 PAGE: 3

ENID

CDBG Beneficiaries by Racial / Ethnic Category

Housing-Non Housing	Race	Total Persons	Total Hispanic Persons	Total Households	Total Hispanic Households
Housing	White	0	0	73	2
	Black/African American	0	0	30	0
	American Indian/Alaskan Native	0	0	1	0
	Native Hawaiian/Other Pacific Islander	0	0	3	0
	Black/African American & White	0	0	6	0
	Other multi-racial	0	0	4	0
	<b>Total Housing</b>		<b>0</b>	<b>0</b>	<b>117</b>
Non Housing	White	1,750	43	89	10
	Black/African American	921	0	4	0
	Asian	6	0	0	0
	American Indian/Alaskan Native	142	0	1	0
	Native Hawaiian/Other Pacific Islander	268	0	2	0
	Asian & White	24	0	0	0
	Black/African American & White	55	0	0	0
	Amer. Indian/Alaskan Native & Black/African Amer.	15	0	0	0
	Other multi-racial	44	0	0	0
	<b>Total Non Housing</b>	<b>3,225</b>	<b>43</b>	<b>96</b>	<b>10</b>
Grand Total	White	1,750	43	162	12
	Black/African American	921	0	34	0
	Asian	6	0	0	0
	American Indian/Alaskan Native	142	0	2	0
	Native Hawaiian/Other Pacific Islander	268	0	5	0
	Asian & White	24	0	0	0
	Black/African American & White	55	0	6	0
	Amer. Indian/Alaskan Native & Black/African Amer.	15	0	0	0
	Other multi-racial	44	0	4	0
	<b>Total Grand Total</b>	<b>3,225</b>	<b>43</b>	<b>213</b>	<b>12</b>



U.S. Department of Housing and Urban Development  
 Office of Community Planning and Development  
 Integrated Disbursement and Information System  
 CDBG Summary of Accomplishments  
 Program Year: 2012

DATE: 09-19-13  
 TIME: 17:19  
 PAGE: 4

ENID

CDBG Beneficiaries by Income Category

	Income Levels	Owner Occupied	Renter Occupied	Persons
Non Housing	Extremely Low (<=30%)	0	0	1,045
	Low (>30% and <=50%)	0	0	93
	Mod (>50% and <=80%)	0	0	12
	Total Low-Mod	0	0	1,150
	Non Low-Mod (>80%)	0	0	0
	Total Beneficiaries		0	0



## APPENDIX C:

### Summary of Consolidated Plan Projects for Report Year 2012

**Report Description:** In this report individual activities are grouped together under projects based on the type of activity. Only projects that were open during the 2012 program year are listed. PR06

# 06

PR06 - Summary of Consolidated Plan Projects for Report  
Year

Plan IDIS Year Project	Project Title and Description		Program	Project Estimate	Committed Amount	Amount Drawn Thru Report Year	Amount Available to Draw
2012 1	4RKids-Miracle League Field	Provide ADA baseball field for children with disabilities.	CDBG	\$39,000.00	\$39,000.00	\$0.00	\$39,000.00
2	Booker T. Washington-Facilities Rehab	Building rehabilitation project. Assistance to rehab the restroom and flooring at the Community Youth Center	CDBG	\$1,958.00	\$1,958.00	\$0.00	\$1,958.00
3	Junior Welfare League	Building Rehabilitation. Assist with making building ADA and Code compliant.	CDBG	\$20,055.32	\$20,055.00	\$20,055.00	\$0.00
4	Sandbox Learning Center-Facilities Rehab	Building Rehabilitation project. Rehabilitate a restroom at the non-profit childcare center and build a concrete ramp to the exterior playground.	CDBG	\$10,000.00	\$10,000.00	\$10,000.00	\$0.00
5	Booker T. Washington-After School Program	To provide after school tutors to the children at the youth center.	CDBG	\$13,042.00	\$13,042.00	\$13,042.00	\$0.00
6	EPTA-Bus Pass Program	To provide transportation to elder, fraile, disabled and low income to seek employment, medical attention, daily/weekly meal sites or grocery store visits.	CDBG	\$5,000.00	\$5,000.00	\$4,750.00	\$250.00
7	YWCA-Shelter Appliances	To provide appliances; refrigerators, washer and dryer to the homeless shelter.	CDBG	\$8,403.28	\$8,403.28	\$8,403.28	\$0.00
8	Christmas In Action-ER/BR	To provide Emergency repairs and barrier removal to elderly, frail, disabled low income clientele.	CDBG	\$30,000.00	\$30,000.00	\$6,216.77	\$23,783.23
9	CDSA-ER/BR/HOME	To provide emergency repairs and barrier removal assistance to elderly, fraile, disabled low income clientele.	CDBG	\$60,000.00	\$60,000.00	\$13,953.62	\$46,046.38
10	Section 108-2012	To make section 108 annual payment. Northern Oklahoma College Economic Development project.	CDBG	\$132,751.40	\$132,751.40	\$78,891.31	\$53,860.09
11	Demolition-2012	To provide demoliton assistance to low income clientele.	CDBG	\$25,000.00	\$25,000.00	\$0.00	\$25,000.00
12	Administration 2012	Administration expenses to operate the CDBG program.	CDBG	\$70,000.00	\$70,000.00	\$0.00	\$70,000.00

IDIS

U.S. DEPARTMENT OF HOUSING AND URBAN  
DEVELOPMENT

OFFICE OF COMMUNITY PLANNING AND DEVELOPMENT

PR06 - Summary of Consolidated Plan Projects for Report  
Year

Plan IDIS Year Project	Project Title and Description		Program	Amount Drawn in Report Year
2012 1	4RKids-Miracle League Field	Provide ADA baseball field for children with disabilities.	CDBG	\$0.00
2	Booker T. Washington-Facilities Rehab	Building rehabilitation project. Assistance to rehab the restroom and flooring at the Community Youth Center	CDBG	\$0.00
3	Junior Welfare League	Building Rehabilitation. Assist with making building ADA and Code compliant.	CDBG	\$20,055.00
4	Sandbox Learning Center-Facilities Rehab	Building Rehabilitation project. Rehabilitate a restroom at the non-profit childcare center and build a concrete ramp to the exterior playground.	CDBG	\$10,000.00
5	Booker T. Washington-After School Program	To provide after school tutors to the children at the youth center.	CDBG	\$13,042.00
6	EPTA-Bus Pass Program	To provide transportation to elder, fraile, disabled and low income to seek employment, medical attention, daily/weekly meal sites or grocery store visits.	CDBG	\$4,750.00
7	YWCA-Shelter Appliances	To provide appliances; refrigerators, washer and dryer to the homeless shelter.	CDBG	\$8,403.28
8	Christmas In Action-ER/BR	To provide Emergency repairs and barrier removal to elderly, frail, disabled low income clientele.	CDBG	\$6,216.77
9	CDSA-ER/BR/HOME	To provide emergency repairs and barrier removal assistance to elderly, fraile, disabled low income clientele.	CDBG	\$13,953.62
10	Section 108-2012	To make section 108 annual payment. Northern Oklahoma College Economic Development project.	CDBG	\$78,891.31
11	Demolition-2012	To provide demoliton assistance to low income clientele.	CDBG	\$0.00
12	Administration 2012	Administration expenses to operate the CDBG program.	CDBG	\$0.00

## APPENDIX D:

### CDBG Activity Summary Report for Program Year 2012

**Report Description:** This report lists each CDBG activity that was open during the 2012 program year. For each activity the report shows the status, accomplishments, program year narrative, and program year expenditures. The PR03 Report outlines these details.

03



U.S. Department of Housing and Urban Development  
Office of Community Planning and Development  
Integrated Disbursement and Information System  
CDBG Activity Summary Report (GPR) for Program Year 2012  
ENID

PR03 - FNID

---

**PGM Year:** 1994  
**Project:** 0002 - CONVERTED CDBG ACTIVITIES  
**IDIS Activity:** 2 - CDBG COMMITTED FUNDS ADJUSTMENT

**Status:** Open  
**Location:** ,  
**Objective:**  
**Outcome:**  
**Matrix Code:** General Program Administration (21A)      **National Objective:**

**Initial Funding Date:** 01/01/0001      **Description:**

**Financing**  
 Funded Amount: 5,248,757.55  
 Drawn Thru Program Year: 5,248,757.55  
 Drawn In Program Year: 0.00

**Proposed Accomplishments**

**Actual Accomplishments**

*Number assisted:*

	Owner		Renter		Total		Person	
	Total	Hispanic	Total	Hispanic	Total	Hispanic	Total	Hispanic
White:					0	0		
Black/African American:					0	0		
Asian:					0	0		
American Indian/Alaskan Native:					0	0		
Native Hawaiian/Other Pacific Islander:					0	0		
American Indian/Alaskan Native & White:					0	0		
Asian White:					0	0		
Black/African American & White:					0	0		
American Indian/Alaskan Native & Black/African American:					0	0		
Other multi-racial:					0	0		
Asian/Pacific Islander:					0	0		
Hispanic:					0	0		
<b>Total:</b>	<b>0</b>	<b>0</b>	<b>0</b>	<b>0</b>	<b>0</b>	<b>0</b>	<b>0</b>	<b>0</b>

Female-headed Households: 0

*Income Category:*

	Owner	Renter	Total	Person
Extremely Low			0	
Low Mod			0	
Moderate			0	
Non Low Moderate			0	
<b>Total</b>	<b>0</b>	<b>0</b>	<b>0</b>	<b>0</b>
Percent Low/Mod				

**Annual Accomplishments**

No data returned for this view. This might be because the applied filter excludes all data.  
 PR03 - ENID Page: 2 of 41

**PGM Year:** 2009  
**Project:** 0007 - Clearance Activities  
**IDIS Activity:** 335 - COE Demolition Assistance  
**Status:** Completed 7/3/2012 12:00:00 AM  
**Location:** 401 W Owen K Garriott Rd Enid, OK 73701-5521

**Objective:** Create suitable living environments  
**Outcome:** Sustainability  
**Matrix Code:** Clearance and Demolition (04) **National Objective:** LMC

**Initial Funding Date:** 10/23/2009  
**Financing**  
 Funded Amount: 40,000.00  
 Drawn Thru Program Year: 40,000.00  
 Drawn In Program Year: 0.00

**Description:**  
 Assistance to demolish dilapidated structures identified as City of Enid code violations for qualified property owners.

**Proposed Accomplishments**  
 Housing Units : 8

**Actual Accomplishments**

*Number assisted:*

	Owner		Renter		Total		Person	
	Total	Hispanic	Total	Hispanic	Total	Hispanic	Total	Hispanic
White:	25	1	0	0	25	1	0	0
Black/African American:	2	0	0	0	2	0	0	0
Asian:	0	0	0	0	0	0	0	0
American Indian/Alaskan Native:	0	0	0	0	0	0	0	0
Native Hawaiian/Other Pacific Islander:	0	0	0	0	0	0	0	0
American Indian/Alaskan Native & White:	0	0	0	0	0	0	0	0
Asian White:	0	0	0	0	0	0	0	0
Black/African American & White:	0	0	0	0	0	0	0	0
American Indian/Alaskan Native & Black/African American:	0	0	0	0	0	0	0	0
Other multi-racial:	0	0	0	0	0	0	0	0
Asian/Pacific Islander:	0	0	0	0	0	0	0	0
Hispanic:	0	0	0	0	0	0	0	0
<b>Total:</b>	<b>27</b>	<b>1</b>	<b>0</b>	<b>0</b>	<b>27</b>	<b>1</b>	<b>0</b>	<b>0</b>
Female-headed Households:	11		0		11			

*Income Category:*

Owner	Renter	Total	Person
-------	--------	-------	--------

Extremely Low	14	0	14	0
Low Mod	8	0	8	0
Moderate	5	0	5	0
Non Low Moderate	0	0	0	0
Total	27	0	27	0
Percent Low/Mod	100.0%		100.0%	

**Annual Accomplishments**

Years	Accomplishment Narrative	# Benefiting
-------	--------------------------	--------------

2009

<b>PGM Year:</b>	2009
<b>Project:</b>	0007 - Clearance Activities
<b>IDIS Activity:</b>	336 - COE Tree Removal Assistance

Status: Completed 7/3/2012 12:00:00 AM  
 Location: 401 W Owen K Garriott Rd Enid, OK 73701-5521

Objective: Create suitable living environments  
 Outcome: Affordability  
 Matrix Code: Clearance and Demolition (04) National Objective: LMC

Initial Funding Date: 10/23/2009

**Description:**  
 Provide support to qualifying property owners to remove dangerous and diseased trees that posse an imminent threat the health and welfare of the community.

**Financing**

Funded Amount: 39,635.00  
 Drawn Thru Program Year: 39,635.00  
 Drawn In Program Year: 0.00

**Proposed Accomplishments**

Housing Units : 10

**Actual Accomplishments**

Number assisted:

	Owner		Renter		Total		Person	
	Total	Hispanic	Total	Hispanic	Total	Hispanic	Total	Hispanic
White:	45	5	0	0	45	5	0	0
Black/African American:	0	0	0	0	0	0	0	0
Asian:	0	0	0	0	0	0	0	0
American Indian/Alaskan Native:	1	0	0	0	1	0	0	0
Native Hawaiian/Other Pacific Islander:	1	0	0	0	1	0	0	0
American Indian/Alaskan Native & White:	0	0	0	0	0	0	0	0
Asian White:	0	0	0	0	0	0	0	0
Black/African American & White:	0	0	0	0	0	0	0	0
American Indian/Alaskan Native & Black/African American:	0	0	0	0	0	0	0	0
Other multi-racial:	0	0	0	0	0	0	0	0
Asian/Pacific Islander:	0	0	0	0	0	0	0	0
Hispanic:	0	0	0	0	0	0	0	0
<b>Total:</b>	<b>47</b>	<b>5</b>	<b>0</b>	<b>0</b>	<b>47</b>	<b>5</b>	<b>0</b>	<b>0</b>



Jurisdiction

Female-headed Households: 11 0 11

*Income Category:*

	Owner	Renter	Total	Person
Extremely Low	27	0	27	0
Low Mod	9	0	9	0
Moderate	11	0	11	0
Non Low Moderate	0	0	0	0
Total	47	0	47	0
Percent Low/Mod	100.0%		100.0%	

**Annual Accomplishments**

Years	Accomplishment Narrative	# Benefiting
-------	--------------------------	--------------

2009

PGM Year: 2009

Project: 0008 - Administration

IDIS Activity: 337 - Administration

Status: Completed 9/14/2012 12:00:00 AM

Location: ,

Objective:

Outcome:

Matrix Code: General Program Administration (21A)

National Objective:

Description:

Project cost to administer the CDBG program.

Included but not limited to employment of staff, supplies, publication, and information distribution.

Initial Funding Date: 10/23/2009

**Financing**

Funded Amount: 51,027.30

Drawn Thru Program Year: 51,027.30

Drawn In Program Year: 10,458.50

**Proposed Accomplishments**

**Actual Accomplishments**

Number assisted:

	Owner		Renter		Total		Person	
	Total	Hispanic	Total	Hispanic	Total	Hispanic	Total	Hispanic
White:					0	0		
Black/African American:					0	0		
Asian:					0	0		
American Indian/Alaskan Native:					0	0		
Native Hawaiian/Other Pacific Islander:					0	0		
American Indian/Alaskan Native & White:					0	0		
Asian White:					0	0		
Black/African American & White:					0	0		
American Indian/Alaskan Native & Black/African American:					0	0		
Other multi-racial:					0	0		
Asian/Pacific Islander:					0	0		
Hispanic:					0	0		

PR03 - ENID

Page: 5 of 41

Jurisdiction

Total: 0 0 0 0 0 0 0 0

Female-headed Households: 0

Income Category:

	Owner	Renter	Total	Person
Extremely Low			0	
Low Mod			0	
Moderate			0	
Non Low Moderate			0	
Total	0	0	0	0
Percent Low/Mod				

Annual Accomplishments

No data returned for this view. This might be because the applied filter excludes all data.

<b>PGM Year:</b> 2010			
<b>Project:</b> 0001 - EPTA Bus Stop Enhancement			
<b>IDIS Activity:</b> 341 - EPTA			
<b>Status:</b> Completed 10/5/2012 12:00:00 AM	<b>Objective:</b> Create suitable living environments		
<b>Location:</b> 1502 W Poplar Ave Enid, OK 73703-3344	<b>Outcome:</b> Availability/accessibility		
	<b>Matrix Code:</b> Public Facilities and Improvement (General) (03)	<b>National Objective:</b> LMA	
<b>Initial Funding Date:</b> 10/18/2010	<b>Description:</b> Installation of brochure boxes and "Bus Stops Here" signage in the low mod census tracts.		
<b>Financing</b>			
Funded Amount:	4,260.00		
Drawn Thru Program Year:	4,260.00		
Drawn In Program Year:	1,467.50		
<b>Proposed Accomplishments</b>			
Public Facilities :	600		
Total Population in Service Area:	1,722		
Census Tract Percent Low / Mod:	72.60		

Annual Accomplishments

Years	Accomplishment Narrative	# Benefitting
2010	Purchase of signage for stops located in the low mod areas	

**PGM Year:** 2010  
**Project:** 0004 - City of Enid Champlin Pool Rehabilitation  
**IDIS Activity:** 344 - Champlin Pool Rehabilitation  
**Status:** Completed 12/10/2012 12:00:00 AM  
**Location:** 410 W Owen K Garriott Rd Enid, OK 73701-5522  
**Objective:** Create suitable living environments  
**Outcome:** Availability/accessibility  
**Matrix Code:** Parks, Recreational Facilities (03F) **National Objective:** LMA  
**Description:**  
 Install ADA chairlift, install ADA compliant locker room facilities, update safety system, filter, chlorinators and relocate chem room.  
**Initial Funding Date:** 10/18/2010  
**Financing**  
 Funded Amount: 47,489.13  
 Drawn Thru Program Year: 47,489.13  
 Drawn In Program Year: 0.00  
**Proposed Accomplishments**  
 Public Facilities : 2,000  
 Total Population in Service Area: 1,076  
 Census Tract Percent Low / Mod: 54.10

**Annual Accomplishments**

Years	Accomplishment Narrative	# Benefitting
2010	Pump replacement and engineering fees.	

**PGM Year:** 2010  
**Project:** 0006 - Cherokee Strip Regional Heritage Center-Trunk Program  
**IDIS Activity:** 346 - Cherokee Strip Regional Heritage Trunk Program  
**Status:** Completed 7/3/2012 12:00:00 AM  
**Location:** 507 S 4th St Enid, OK 73701-5835  
**Objective:** Create suitable living environments  
**Outcome:** Availability/accessibility  
**Matrix Code:** Public Services (General) (05) **National Objective:** LMA  
**Description:**  
 Historic outreach discovery trunk program with costumed presenter for hands on learning. Free service to teachers to borrow to help teach children historical events in a fun way.  
**Initial Funding Date:** 10/18/2010  
**Financing**  
 Funded Amount: 7,669.14  
 Drawn Thru Program Year: 7,669.14  
 Drawn In Program Year: 0.00  
**Proposed Accomplishments**  
 People (General) : 600  
 Total Population in Service Area: 11,756  
 Census Tract Percent Low / Mod: 63.50

**Annual Accomplishments**

Years	Accomplishment Narrative	# Benefitting
2010	812 Students from Title 1 schools in the low moderate income census tracts of Enid had new access to this learning service.	

Jurisdiction

PGM Year: 2010  
 Project: 0008 - CDSA Housing  
 IDIS Activity: 348 - CDSA ER/BR

Status: Completed 9/14/2012 12:00:00 AM  
 Location: Address Suppressed  
 Objective: Provide decent affordable housing  
 Outcome: Availability/accessibility  
 Matrix Code: Rehab; Single-Unit Residential (14A)      National Objective: LMH

Initial Funding Date: 10/07/2010  
**Financing**  
 Funded Amount: 65,000.00  
 Drawn Thru Program Year: 65,000.00  
 Drawn In Program Year: 0.00  
**Description:**  
 To provide emergency repairs and barrier removals for low mod income individuals.

**Proposed Accomplishments**  
 Housing Units : 25

**Actual Accomplishments**

Number assisted:	Owner		Renter		Total		Person	
	Total	Hispanic	Total	Hispanic	Total	Hispanic	Total	Hispanic
White:	19	2	0	0	19	2	0	0
Black/African American:	15	0	0	0	15	0	0	0
Asian:	0	0	0	0	0	0	0	0
American Indian/Alaskan Native:	1	0	0	0	1	0	0	0
Native Hawaiian/Other Pacific Islander:	0	0	0	0	0	0	0	0
American Indian/Alaskan Native & White:	0	0	0	0	0	0	0	0
Asian White:	0	0	0	0	0	0	0	0
Black/African American & White:	0	0	0	0	0	0	0	0
American Indian/Alaskan Native & Black/African American:	0	0	0	0	0	0	0	0
Other multi-racial:	0	0	0	0	0	0	0	0
Asian/Pacific Islander:	0	0	0	0	0	0	0	0
Hispanic:	0	0	0	0	0	0	0	0
<b>Total:</b>	<b>35</b>	<b>2</b>	<b>0</b>	<b>0</b>	<b>35</b>	<b>2</b>	<b>0</b>	<b>0</b>
Female-headed Households:	18		0		18			

*Income Category:*

	Owner	Renter	Total	Person
Extremely Low	31	0	31	0
Low Mod	4	0	4	0
Moderate	0	0	0	0
Non Low Moderate	0	0	0	0
Total	35	0	35	0
Percent Low/Mod	100.0%		100.0%	

Jurisdiction

Annual Accomplishments

Years	Accomplishment Narrative	# Benefitting
-------	--------------------------	---------------

2010 Owner occupied emergency repairs and barrier removal.

PGM Year: 2010  
 Project: 0010 - CIA Build Day  
 IDIS Activity: 350 - Christmas In Action Build Day

Status: Completed 10/5/2012 12:00:00 AM  
 Location: PO Box 3534 Enid, OK 73702-3534  
 Objective: Provide decent affordable housing  
 Outcome: Availability/accessibility  
 Matrix Code: Rehab; Single-Unit Residential (14A) National Objective: LMH

Initial Funding Date: 10/07/2010

Financing

Funded Amount: 40,000.00  
 Drawn Thru Program Year: 40,000.00  
 Drawn In Program Year: 3,364.00

Description:

Funding will provide approximately 25 low mod, elderly, disabled homeowners to remain in their homes by completing roof repairs, insuring security and weatherproofing depending on need.

Proposed Accomplishments

Housing Units : 23

Actual Accomplishments

Number assisted:

	Owner		Renter		Total		Person	
	Total	Hispanic	Total	Hispanic	Total	Hispanic	Total	Hispanic
White:	14	0	0	0	14	0	0	0
Black/African American:	5	0	0	0	5	0	0	0
Asian:	0	0	0	0	0	0	0	0
American Indian/Alaskan Native:	0	0	0	0	0	0	0	0
Native Hawaiian/Other Pacific Islander:	0	0	0	0	0	0	0	0
American Indian/Alaskan Native & White:	0	0	0	0	0	0	0	0
Asian White:	0	0	0	0	0	0	0	0
Black/African American & White:	0	0	0	0	0	0	0	0
American Indian/Alaskan Native & Black/African American:	0	0	0	0	0	0	0	0
Other multi-racial:	4	0	0	0	4	0	0	0
Asian/Pacific Islander:	0	0	0	0	0	0	0	0
Hispanic:	0	0	0	0	0	0	0	0
<b>Total:</b>	<b>23</b>	<b>0</b>	<b>0</b>	<b>0</b>	<b>23</b>	<b>0</b>	<b>0</b>	<b>0</b>
Female-headed Households:	0		0		0			

Income Category:

	Owner	Renter	Total	Person
Extremely Low	20	0	20	0
Low Mod	3	0	3	0
Moderate	0	0	0	0
Non Low Moderate	0	0	0	0

Jurisdiction

Total 23 0 23 0  
 Percent Low/Mod 100.0% 100.0%

Annual Accomplishments

Years	Accomplishment Narrative	# Benefiting
-------	--------------------------	--------------

2010	Funds assisted elderly, fraile, disabled, extremely low income households emergency repairs to roofs and barrier removal assistance including ramps and porch repairs.	
------	--	--

PGM Year: 2010  
 Project: 0011 - Section 108 Loan  
 IDIS Activity: 351 - Section 108 Loan-NOC

Status: Completed 9/14/2012 12:00:00 AM  
 Location: ,  
 Objective:  
 Outcome:  
 Matrix Code: Planned Repayment of Section 108 Loan Principal (19F) National Objective:  
 Description: Repayment of Section 108 Loan for the purchase of Phillips University for Northern Oklahoma College.

Initial Funding Date: 10/07/2010

Financing  
 Funded Amount: 194,676.66  
 Drawn Thru Program Year: 194,676.66  
 Drawn In Program Year: 53,264.03

Proposed Accomplishments

Actual Accomplishments

Number assisted:	Owner		Renter		Total		Person	
	Total	Hispanic	Total	Hispanic	Total	Hispanic	Total	Hispanic
White:					0	0		
Black/African American:					0	0		
Asian:					0	0		
American Indian/Alaskan Native:					0	0		
Native Hawaiian/Other Pacific Islander:					0	0		
American Indian/Alaskan Native & White:					0	0		
Asian White:					0	0		
Black/African American & White:					0	0		
American Indian/Alaskan Native & Black/African American:					0	0		
Other multi-racial:					0	0		
Asian/Pacific Islander:					0	0		
Hispanic:					0	0		
<b>Total:</b>	<b>0</b>	<b>0</b>	<b>0</b>	<b>0</b>	<b>0</b>	<b>0</b>	<b>0</b>	<b>0</b>
Female-headed Households:					0			

Income Category:  
 Extremely Low  
 Owner Renter Total Person  
 0

Jurisdiction

Low Mod			0	
Moderate			0	
Non Low Moderate			0	
Total	0	0	0	0
Percent Low/Mod				

**Annual Accomplishments**

No data returned for this view. This might be because the applied filter excludes all data.

PGM Year: 2010  
 Project: 0012 - City of Enid Demolition  
 IDIS Activity: 352 - Demolition

Status: Completed 9/14/2012 12:00:00 AM  
 Location: PO Box 1768 Enid, OK 73702-1768  
 Objective: Create suitable living environments  
 Outcome: Sustainability  
 Matrix Code: Clearance and Demolition (04) National Objective: LMC

Initial Funding Date: 10/18/2010

**Financing**

Funded Amount: 50,000.00  
 Drawn Thru Program Year: 50,000.00  
 Drawn In Program Year: 24,373.88

**Description:**

To provide assistance to demolish code identified dilapidated structures.

**Proposed Accomplishments**

Housing Units : 15

**Actual Accomplishments**

Number assisted:

	Owner		Renter		Total		Person	
	Total	Hispanic	Total	Hispanic	Total	Hispanic	Total	Hispanic
White:	19	4	0	0	19	4	0	0
Black/African American:	2	0	0	0	2	0	0	0
Asian:	0	0	0	0	0	0	0	0
American Indian/Alaskan Native:	0	0	0	0	0	0	0	0
Native Hawaiian/Other Pacific Islander:	1	0	0	0	1	0	0	0
American Indian/Alaskan Native & White:	0	0	0	0	0	0	0	0
Asian White:	0	0	0	0	0	0	0	0
Black/African American & White:	0	0	0	0	0	0	0	0
American Indian/Alaskan Native & Black/African American:	0	0	0	0	0	0	0	0
Other multi-racial:	0	0	0	0	0	0	0	0

Jurisdiction

Asian/Pacific Islander:	0	0	0	0	0	0	0	0
Hispanic:	0	0	0	0	0	0	0	0
<b>Total:</b>	<b>22</b>	<b>4</b>	<b>0</b>	<b>0</b>	<b>22</b>	<b>4</b>	<b>0</b>	<b>0</b>

Female-headed Households: 0 0 0 0

*Income Category:*

	Owner	Renter	Total	Person
Extremely Low	6	0	6	0
Low Mod	8	0	8	0
Moderate	8	0	8	0
Non Low Moderate	0	0	0	0
Total	22	0	22	0
Percent Low/Mod	100.0%		100.0%	

**Annual Accomplishments**

Years	Accomplishment Narrative	# Benefiting
-------	--------------------------	--------------

2010	Clearance and demolition of delapidated structures owned by low mod income families causing an unsafe or unhealthy burden to the community due to the lack of income to improve the structure or hazard.	
------	--	--

PGM Year: 2010  
 Project: 0013 - Administration  
 IDIS Activity: 353 - Administration

Status: Completed 9/14/2012 12:00:00 AM  
 Location: ,

Objective:  
 Outcome:  
 Matrix Code: General Program Administration (21A)      National Objective:

Initial Funding Date: 10/07/2010

Description:  
 To provide salary for CDBG Coordinator, training, supplies, publications and information distribution.

**Financing**  
 Funded Amount: 70,000.00  
 Drawn Thru Program Year: 70,000.00  
 Drawn In Program Year: 1,258.85

**Proposed Accomplishments**

**Actual Accomplishments**

Number assisted:	Owner		Renter		Total		Person	
	Total	Hispanic	Total	Hispanic	Total	Hispanic	Total	Hispanic
White:					0	0		
Black/African American:					0	0		
Asian:					0	0		
American Indian/Alaskan Native:					0	0		
Native Hawaiian/Other Pacific Islander:					0	0		
American Indian/Alaskan Native & White:					0	0		
Asian White:					0	0		



Jurisdiction

---

Black/African American & White:					0	0
American Indian/Alaskan Native & Black/African American:					0	0
Other multi-racial:					0	0
Asian/Pacific Islander:					0	0
Hispanic:					0	0
<b>Total:</b>	<b>0</b>	<b>0</b>	<b>0</b>	<b>0</b>	<b>0</b>	<b>0</b>

Female-headed Households: 0

*Income Category:*

	Owner	Renter	Total	Person
Extremely Low			0	
Low Mod			0	
Moderate			0	
Non Low Moderate			0	
<b>Total</b>	<b>0</b>	<b>0</b>	<b>0</b>	<b>0</b>
Percent Low/Mod				

**Annual Accomplishments**

No data returned for this view. This might be because the applied filter excludes all data.

<b>PGM Year:</b>	2011		
<b>Project:</b>	0002 - Sandbox Learning Center-ADA Accessibility Restrooms		
<b>IDIS Activity:</b>	355 - Sandbox-ADA Restroom		
<b>Status:</b>	Completed 9/14/2012 12:00:00 AM	<b>Objective:</b>	Create suitable living environments
<b>Location:</b>	411 E Illinois Ave Enid, OK 73701-7131	<b>Outcome:</b>	Affordability
		<b>Matrix Code:</b>	Child Care Centers (03M)
		<b>National Objective:</b>	LMC
<b>Initial Funding Date:</b>	11/14/2011	<b>Description:</b>	ADA Restroom upgrades
<b>Financing</b>			
Funded Amount:	19,050.00		
Drawn Thru Program Year:	19,050.00		
Drawn In Program Year:	11,438.19		
<b>Proposed Accomplishments</b>			
Public Facilities :	100		

Jurisdiction

**Actual Accomplishments**

Number assisted:	Owner		Renter		Total		Person	
	Total	Hispanic	Total	Hispanic	Total	Hispanic	Total	Hispanic
White:	0	0	0	0	0	0	79	0
Black/African American:	0	0	0	0	0	0	11	0
Asian:	0	0	0	0	0	0	0	0
American Indian/Alaskan Native:	0	0	0	0	0	0	5	0
Native Hawaiian/Other Pacific Islander:	0	0	0	0	0	0	0	0
American Indian/Alaskan Native & White:	0	0	0	0	0	0	0	0
Asian White:	0	0	0	0	0	0	0	0
Black/African American & White:	0	0	0	0	0	0	4	0
American Indian/Alaskan Native & Black/African American:	0	0	0	0	0	0	0	0
Other multi-racial:	0	0	0	0	0	0	6	0
Asian/Pacific Islander:	0	0	0	0	0	0	0	0
Hispanic:	0	0	0	0	0	0	0	0
<b>Total:</b>	<b>0</b>	<b>0</b>	<b>0</b>	<b>0</b>	<b>0</b>	<b>0</b>	<b>105</b>	<b>0</b>
Female-headed Households:	0		0		0			

*Income Category:*

	Owner	Renter	Total	Person
Extremely Low	0	0	0	56
Low Mod	0	0	0	40
Moderate	0	0	0	9
Non Low Moderate	0	0	0	0
Total	0	0	0	105
Percent Low/Mod				100.0%

**Annual Accomplishments**

Years	Accomplishment Narrative	# Benefitting
2010		
<b>PGM Year:</b>	2011	
<b>Project:</b>	0003 - Booker T Washington-Building Renovations (Doors)	
<b>IDIS Activity:</b>	356 - Booker T Washington-Doors	
<b>Status:</b>	Completed 12/17/2012 12:00:00 AM	
<b>Location:</b>	800 S 5th St Enid, OK 73701-7538	
	<b>Objective:</b> Create suitable living environments	
	<b>Outcome:</b> Availability/accessibility	
	<b>Matrix Code:</b> Youth Centers (03D)	<b>National Objective:</b> LMC
<b>Initial Funding Date:</b>	11/14/2011	
<b>Financing</b>	<b>Description:</b> Replace exterior doors with metal doors	
Funded Amount:	6,375.00	
Drawn Thru Program Year:	6,375.00	

Jurisdiction

Drawn In Program Year: 6,375.00

**Proposed Accomplishments**

Public Facilities : 782

**Actual Accomplishments**

*Number assisted:*

	Owner		Renter		Total		Person	
	Total	Hispanic	Total	Hispanic	Total	Hispanic	Total	Hispanic
White:	0	0	0	0	0	0	120	0
Black/African American:	0	0	0	0	0	0	612	0
Asian:	0	0	0	0	0	0	0	0
American Indian/Alaskan Native:	0	0	0	0	0	0	22	0
Native Hawaiian/Other Pacific Islander:	0	0	0	0	0	0	17	0
American Indian/Alaskan Native & White:	0	0	0	0	0	0	0	0
Asian White:	0	0	0	0	0	0	0	0
Black/African American & White:	0	0	0	0	0	0	0	0
American Indian/Alaskan Native & Black/African American:	0	0	0	0	0	0	15	0
Other multi-racial:	0	0	0	0	0	0	6	0
Asian/Pacific Islander:	0	0	0	0	0	0	0	0
Hispanic:	0	0	0	0	0	0	0	0
<b>Total:</b>	<b>0</b>	<b>0</b>	<b>0</b>	<b>0</b>	<b>0</b>	<b>0</b>	<b>792</b>	<b>0</b>
Female-headed Households:	0		0		0			

*Income Category:*

	Owner	Renter	Total	Person
Extremely Low	0	0	0	730
Low Mod	0	0	0	52
Moderate	0	0	0	10
Non Low Moderate	0	0	0	0
Total	0	0	0	792
Percent Low/Mod				100.0%

**Annual Accomplishments**

Years	Accomplishment Narrative	# Benefiting
2011	Replacement of 4 exterior doors to the community center for security, safety and to help with weatherization of facility.	
<b>PGM Year:</b>	2011	
<b>Project:</b>	0004 - City of Enid-Parks Champlin Swimming Pool Rehab	
<b>IDIS Activity:</b>	357 - COE-Champlin Swimming Pool Rehab	
<b>Status:</b>	Canceled 12/17/2012 12:00:00 AM	
<b>Location:</b>	425 W Cherokee Ave Enid, OK 73701-5502	
	<b>Objective:</b> Create suitable living environments	
	<b>Outcome:</b> Availability/accessibility	
	<b>Matrix Code:</b> Parks, Recreational Facilities (03F)	<b>National Objective:</b> LMA

**Initial Funding Date:** 11/22/2011

**Description:**

Rehabilitate municipal swimming pool (relocate and upgrade mechanical systemchlorinators)

**Financing**

Funded Amount: 0.00  
 Drawn Thru Program Year: 0.00  
 Drawn In Program Year: 0.00

**Proposed Accomplishments**

Public Facilities : 10,000  
 Total Population in Service Area: 5,914  
 Census Tract Percent Low / Mod: 65.10

**Annual Accomplishments**

No data returned for this view. This might be because the applied filter excludes all data.

**PGM Year:** 2011  
**Project:** 0005 - Leonardo's-Family Membership Scholarships  
**IDIS Activity:** 358 - Leonardo's-Family Membership Scholarships

**Status:** Completed 7/3/2012 12:00:00 AM  
**Location:** 200 E Maple Ave Enid, OK 73701-4114

**Objective:** Create suitable living environments  
**Outcome:** Availability/accessibility  
**Matrix Code:** Public Services (General) (05)      **National Objective:** LMC

**Initial Funding Date:** 11/10/2011

**Description:**

To provide scholarships to low mod income families

**Financing**

Funded Amount: 20,000.00  
 Drawn Thru Program Year: 20,000.00  
 Drawn In Program Year: 0.00

**Proposed Accomplishments**

People (General) : 500

**Actual Accomplishments**

*Number assisted:*

	Owner		Renter		Total		Person	
	Total	Hispanic	Total	Hispanic	Total	Hispanic	Total	Hispanic
White:	0	0	0	0	0	0	915	40
Black/African American:	0	0	0	0	0	0	0	0
Asian:	0	0	0	0	0	0	0	0
American Indian/Alaskan Native:	0	0	0	0	0	0	2	0
Native Hawaiian/Other Pacific Islander:	0	0	0	0	0	0	0	0

American Indian/Alaskan Native & White:	0	0	0	0	0	0	0	0
Asian White:	0	0	0	0	0	0	0	0
Black/African American & White:	0	0	0	0	0	0	0	0
American Indian/Alaskan Native & Black/African American:	0	0	0	0	0	0	0	0
Other multi-racial:	0	0	0	0	0	0	2	0
Asian/Pacific Islander:	0	0	0	0	0	0	0	0
Hispanic:	0	0	0	0	0	0	0	0
<b>Total:</b>	<b>0</b>	<b>0</b>	<b>0</b>	<b>0</b>	<b>0</b>	<b>0</b>	<b>919</b>	<b>40</b>

Female-headed Households: 0 0 0

*Income Category:*

	Owner	Renter	Total	Person
Extremely Low	0	0	0	894
Low Mod	0	0	0	25
Moderate	0	0	0	0
Non Low Moderate	0	0	0	0
Total	0	0	0	919
Percent Low/Mod				100.0%

**Annual Accomplishments**

Years	Accomplishment Narrative	# Benefitting
-------	--------------------------	---------------

2011	This public service provided low income children and their families with an opportunity to be involved and enriched in science and arts. This provided an opportunity for cultural enrichment throughout our community without expense to those who can not afford it.	
------	--	--

PGM Year: 2011  
 Project: 0006 - Enter His Gates-Handicap Riding Camp Equipment  
 IDIS Activity: 359 - Enter His Gates-Handicap Riding Camp

Status:	Completed 7/3/2012 12:00:00 AM	Objective:	Create suitable living environments
Location:	2308 Indian Dr Enid, OK 73703-6718	Outcome:	Availability/accessibility
		Matrix Code:	Handicapped Services (05B)
		National Objective:	LMC

Initial Funding Date: 11/22/2011  
 Financing Description: To provide handicap riding equipment for therapy camp

Funded Amount:	5,997.18
Drawn Thru Program Year:	5,997.18
Drawn In Program Year:	0.00

**Proposed Accomplishments**

People (General) : 20

**Actual Accomplishments**

Number assisted:	Owner		Renter		Total		Person	
	Total	Hispanic	Total	Hispanic	Total	Hispanic	Total	Hispanic

People (General) : 100

**Actual Accomplishments**

Number assisted:

	Owner		Renter		Total		Person	
	Total	Hispanic	Total	Hispanic	Total	Hispanic	Total	Hispanic
White:	0	0	0	0	0	0	10	3
Black/African American:	0	0	0	0	0	0	75	0
Asian:	0	0	0	0	0	0	0	0
American Indian/Alaskan Native:	0	0	0	0	0	0	0	0
Native Hawaiian/Other Pacific Islander:	0	0	0	0	0	0	7	0
American Indian/Alaskan Native & White:	0	0	0	0	0	0	0	0
Asian White:	0	0	0	0	0	0	0	0
Black/African American & White:	0	0	0	0	0	0	22	0
American Indian/Alaskan Native & Black/African American:	0	0	0	0	0	0	0	0
Other multi-racial:	0	0	0	0	0	0	0	0
Asian/Pacific Islander:	0	0	0	0	0	0	0	0
Hispanic:	0	0	0	0	0	0	0	0
<b>Total:</b>	<b>0</b>	<b>0</b>	<b>0</b>	<b>0</b>	<b>0</b>	<b>0</b>	<b>114</b>	<b>3</b>
Female-headed Households:	0		0		0			

Income Category:

	Owner	Renter	Total	Person
Extremely Low	0	0	0	98
Low Mod	0	0	0	12
Moderate	0	0	0	4
Non Low Moderate	0	0	0	0
Total	0	0	0	114
Percent Low/Mod				100.0%

**Annual Accomplishments**

Years	Accomplishment Narrative	# Benefitting
2011		
<b>PGM Year:</b>	2011	
<b>Project:</b>	0008 - Enid Public Transit-Bus Pass Program	
<b>IDIS Activity:</b>	361 - EPTA Bus Pass Program	
<b>Status:</b>	Completed 1/4/2013 12:00:00 AM	
<b>Location:</b>	1502 W Poplar Ave Enid, OK 73703-3344	
	<b>Objective:</b> Create suitable living environments	
	<b>Outcome:</b> Affordability	
	<b>Matrix Code:</b> Transportation Services (05E)	<b>National Objective:</b> LMC
<b>Initial Funding Date:</b>	11/14/2011	
<b>Financing</b>		<b>Description:</b>
Funded Amount:	5,000.00	To provide low mod income persons with bus passes

Drawn Thru Program Year: 5,000.00  
 Drawn In Program Year: 1,920.00

**Proposed Accomplishments**

People (General) : 100

**Actual Accomplishments**

Number assisted:

	Owner		Renter		Total		Person	
	Total	Hispanic	Total	Hispanic	Total	Hispanic	Total	Hispanic
White:	0	0	0	0	0	0	80	0
Black/African American:	0	0	0	0	0	0	16	0
Asian:	0	0	0	0	0	0	0	0
American Indian/Alaskan Native:	0	0	0	0	0	0	5	0
Native Hawaiian/Other Pacific Islander:	0	0	0	0	0	0	5	0
American Indian/Alaskan Native & White:	0	0	0	0	0	0	0	0
Asian White:	0	0	0	0	0	0	0	0
Black/African American & White:	0	0	0	0	0	0	10	0
American Indian/Alaskan Native & Black/African American:	0	0	0	0	0	0	0	0
Other multi-racial:	0	0	0	0	0	0	0	0
Asian/Pacific Islander:	0	0	0	0	0	0	0	0
Hispanic:	0	0	0	0	0	0	0	0
<b>Total:</b>	<b>0</b>	<b>0</b>	<b>0</b>	<b>0</b>	<b>0</b>	<b>0</b>	<b>116</b>	<b>0</b>

Female-headed Households:

0 0 0

Income Category:

	Owner	Renter	Total	Person
Extremely Low	0	0	0	111
Low Mod	0	0	0	5
Moderate	0	0	0	0
Non Low Moderate	0	0	0	0
Total	0	0	0	116
Percent Low/Mod				100.0%

**Annual Accomplishments**

Years	Accomplishment Narrative	# Benefitting
-------	--------------------------	---------------

2011

PGM Year: 2011  
 Project: 0009 - Christmas In Action  
 IDIS Activity: 362 - Christmas In Action-Build Day 2011

Status: Completed 2/25/2013 12:00:00 AM  
 Location: Address Suppressed

Objective: Provide decent affordable housing  
 Outcome: Availability/accessibility  
 Matrix Code: Rehab; Single-Unit Residential (14A)

National Objective: LMH

**Initial Funding Date:** 11/14/2011  
**Financing**  
 Funded Amount: 40,000.00  
 Drawn Thru Program Year: 40,000.00  
 Drawn In Program Year: 10,332.23

**Description:**  
 Replace or repair roofs to prevent elderly, frail and/or disabled homeowner from becoming homeless.

**Proposed Accomplishments**  
 Housing Units : 15

**Actual Accomplishments**

*Number assisted:*

	Owner		Renter		Total		Person	
	Total	Hispanic	Total	Hispanic	Total	Hispanic	Total	Hispanic
White:	7	0	0	0	7	0	0	0
Black/African American:	2	0	0	0	2	0	0	0
Asian:	0	0	0	0	0	0	0	0
American Indian/Alaskan Native:	0	0	0	0	0	0	0	0
Native Hawaiian/Other Pacific Islander:	0	0	0	0	0	0	0	0
American Indian/Alaskan Native & White:	0	0	0	0	0	0	0	0
Asian White:	0	0	0	0	0	0	0	0
Black/African American & White:	2	0	0	0	2	0	0	0
American Indian/Alaskan Native & Black/African American:	0	0	0	0	0	0	0	0
Other multi-racial:	0	0	0	0	0	0	0	0
Asian/Pacific Islander:	0	0	0	0	0	0	0	0
Hispanic:	0	0	0	0	0	0	0	0
<b>Total:</b>	<b>11</b>	<b>0</b>	<b>0</b>	<b>0</b>	<b>11</b>	<b>0</b>	<b>0</b>	<b>0</b>
Female-headed Households:	0		0		0			

*Income Category:*

	Owner	Renter	Total	Person
Extremely Low	11	0	11	0
Low Mod	0	0	0	0
Moderate	0	0	0	0
Non Low Moderate	0	0	0	0
Total	11	0	11	0
Percent Low/Mod	100.0%		100.0%	

**Annual Accomplishments**

Years	Accomplishment Narrative	# Benefiting
2011	Emergency Repairs such as roof repairs, hotwater heaters, plumbing, electrical and mechanical repairs considered an emergency to prevent homelessness. 11 Households received services.	
<b>PGM Year:</b>	2011	
<b>Project:</b>	0010 - CDSA-ER/BR	
<b>IDIS Activity:</b>	363 - CDSA Housing ER/BR	



Jurisdiction

Status: Completed 3/13/2013 12:00:00 AM  
 Location: 2615 E Randolph Ave Enid, OK 73701-4670

Objective: Provide decent affordable housing  
 Outcome: Availability/accessibility  
 Matrix Code: Rehab; Single-Unit Residential (14A) National Objective: LMH

Initial Funding Date: 11/14/2011

Description:  
 To provide emergency repairs and barrier removal services

**Financing**

Funded Amount: 65,000.00  
 Drawn Thru Program Year: 65,000.00  
 Drawn In Program Year: 34,425.27

**Proposed Accomplishments**

Housing Units : 60

**Actual Accomplishments**

*Number assisted:*

	Owner		Renter		Total		Person	
	Total	Hispanic	Total	Hispanic	Total	Hispanic	Total	Hispanic
White:	33	0	0	0	33	0	0	0
Black/African American:	8	0	0	0	8	0	0	0
Asian:	0	0	0	0	0	0	0	0
American Indian/Alaskan Native:	0	0	0	0	0	0	0	0
Native Hawaiian/Other Pacific Islander:	3	0	0	0	3	0	0	0
American Indian/Alaskan Native & White:	0	0	0	0	0	0	0	0
Asian White:	0	0	0	0	0	0	0	0
Black/African American & White:	4	0	0	0	4	0	0	0
American Indian/Alaskan Native & Black/African American:	0	0	0	0	0	0	0	0
Other multi-racial:	0	0	0	0	0	0	0	0
Asian/Pacific Islander:	0	0	0	0	0	0	0	0
Hispanic:	0	0	0	0	0	0	0	0
<b>Total:</b>	<b>48</b>	<b>0</b>	<b>0</b>	<b>0</b>	<b>48</b>	<b>0</b>	<b>0</b>	<b>0</b>
Female-headed Households:	39		0		39			

*Income Category:*

	Owner	Renter	Total	Person
Extremely Low	43	0	43	0
Low Mod	5	0	5	0
Moderate	0	0	0	0
Non Low Moderate	0	0	0	0
Total	48	0	48	0
Percent Low/Mod	100.0%		100.0%	

**Annual Accomplishments**

Years	Accomplishment Narrative	# Benefitting
2011	Provides emergency repairs and barrier removal to prevent homelessness.	

<b>PGM Year:</b>	2011								
<b>Project:</b>	0011 - Section 108 Loan								
<b>IDIS Activity:</b>	364 - Section 108 Loan								
<b>Status:</b>	Open	<b>Objective:</b>							
<b>Location:</b>	,	<b>Outcome:</b>							
		<b>Matrix Code:</b>		Planned Repayment of Section 108	<b>National Objective:</b>				
				Loan Principal (19F)					
<b>Initial Funding Date:</b>	11/14/2011	<b>Description:</b>		Repayment of Section 108 Loan					
<b>Financing</b>									
Funded Amount:	128,090.16								
Drawn Thru Program Year:	128,090.16								
Drawn In Program Year:	128,090.16								
<b>Proposed Accomplishments</b>									
<b>Actual Accomplishments</b>									
<i>Number assisted:</i>	<b>Owner</b>		<b>Renter</b>		<b>Total</b>		<b>Person</b>		
	Total	Hispanic	Total	Hispanic	Total	Hispanic	Total	Hispanic	
White:					0	0			
Black/African American:					0	0			
Asian:					0	0			
American Indian/Alaskan Native:					0	0			
Native Hawaiian/Other Pacific Islander:					0	0			
American Indian/Alaskan Native & White:					0	0			
Asian White:					0	0			
Black/African American & White:					0	0			
American Indian/Alaskan Native & Black/African American:					0	0			
Other multi-racial:					0	0			
Asian/Pacific Islander:					0	0			
Hispanic:					0	0			
<b>Total:</b>	0	0	0	0	0	0	0	0	
Female-headed Households:					0				
<i>Income Category:</i>	<b>Owner</b>	<b>Renter</b>	<b>Total</b>	<b>Person</b>					
Extremely Low			0						
Low Mod			0						
Moderate			0						
Non Low Moderate			0						
<b>Total</b>	0	0	0	0					
Percent Low/Mod									
<b>Annual Accomplishments</b>									
<i>No data returned for this view. This might be because the applied filter excludes all data.</i>									
PR03 - ENID									

<b>PGM Year:</b>	2011								
<b>Project:</b>	0012 - City of Enid-Demolition								
<b>IDIS Activity:</b>	365 - Demolition								
<b>Status:</b>	Open			<b>Objective:</b>	Create suitable living environments				
<b>Location:</b>	401 W Owen K Garriott Rd Enid, OK 73701-5521			<b>Outcome:</b>	Sustainability				
				<b>Matrix Code:</b>	Clearance and Demolition (04)			<b>National Objective:</b>	LMC
<b>Initial Funding Date:</b>	11/22/2011			<b>Description:</b>	Demolition assistance				
<b>Financing</b>									
Funded Amount:	40,000.00								
Drawn Thru Program Year:	14,228.02								
Drawn In Program Year:	14,228.02								
<b>Proposed Accomplishments</b>									
Housing Units :	10								
<b>Actual Accomplishments</b>									
<i>Number assisted:</i>									
		<b>Owner</b>	<b>Renter</b>	<b>Total</b>	<b>Person</b>				
		<b>Total</b>	<b>Hispanic</b>	<b>Total</b>	<b>Hispanic</b>	<b>Total</b>	<b>Hispanic</b>	<b>Total</b>	<b>Hispanic</b>
White:		0	0	0	0	0	0	0	0
Black/African American:		0	0	0	0	0	0	0	0
Asian:		0	0	0	0	0	0	0	0
American Indian/Alaskan Native:		0	0	0	0	0	0	0	0
Native Hawaiian/Other Pacific Islander:		0	0	0	0	0	0	0	0
American Indian/Alaskan Native & White:		0	0	0	0	0	0	0	0
Asian White:		0	0	0	0	0	0	0	0
Black/African American & White:		0	0	0	0	0	0	0	0
American Indian/Alaskan Native & Black/African American:		0	0	0	0	0	0	0	0
Other multi-racial:		0	0	0	0	0	0	0	0
Asian/Pacific Islander:		0	0	0	0	0	0	0	0
Hispanic:		0	0	0	0	0	0	0	0
<b>Total:</b>		<b>0</b>	<b>0</b>	<b>0</b>	<b>0</b>	<b>0</b>	<b>0</b>	<b>0</b>	<b>0</b>
Female-headed Households:		0		0		0		0	
<i>Income Category:</i>									
		<b>Owner</b>	<b>Renter</b>	<b>Total</b>	<b>Person</b>				

Jurisdiction

Extremely Low	0	0	0	0
Low Mod	0	0	0	0
Moderate	0	0	0	0
Non Low Moderate	0	0	0	0
Total	0	0	0	0
Percent Low/Mod				

Annual Accomplishments

No data returned for this view. This might be because the applied filter excludes all data.

**PGM Year:** 2011  
**Project:** 0013 - First Church of the Nazarene  
**IDIS Activity:** 366 - Garfield Neighborhood Clean Up  
**Status:** Completed 5/27/2013 12:00:00 AM  
**Location:** 324 N Cleveland St Enid, OK 73703-4217  
**Objective:** Create suitable living environments  
**Outcome:** Sustainability  
**Matrix Code:** Neighborhood Cleanups (05V) **National Objective:** LMA  
**Description:**  
 Provide assistance to clean up the Garfield Area  
**Initial Funding Date:** 11/14/2011  
**Financing**  
 Funded Amount: 49,916.92  
 Drawn Thru Program Year: 49,916.92  
 Drawn In Program Year: 37,034.15  
**Proposed Accomplishments**  
 People (General) : 10,000  
 Total Population in Service Area: 5,914  
 Census Tract Percent Low / Mod: 65.10

Annual Accomplishments

Years	Accomplishment Narrative	# Benefitting
2011	The Garfield Neighborhood Clean up projects was completed with success. The neighborhood surrounding the newly build Garfield Elementary School has been clean up and has sustantially improved the safety for the walking students.	

**PGM Year:** 2011  
**Project:** 0014 - CDSA-HOME Administration  
**IDIS Activity:** 367 - CDSA HOME Administration  
**Status:** Completed 9/12/2013 12:00:00 AM  
**Location:** ,  
**Objective:**  
**Outcome:**

---

PR03 - ENID Page: 25 of 41

Matrix Code: HOME CHDO Operating Expenses National Objective:  
 (subject to 5% cap) (211)  
**Description:**  
 Provide admin expenses to CDSA to assist them with HOME administration costs

**Initial Funding Date:** 11/14/2011  
**Financing**  
 Funded Amount: 20,000.00  
 Drawn Thru Program Year: 18,876.95  
 Drawn In Program Year: 13,125.53

**Proposed Accomplishments**

**Actual Accomplishments**

*Number assisted:*

	Owner		Renter		Total		Person	
	Total	Hispanic	Total	Hispanic	Total	Hispanic	Total	Hispanic
White:					0	0		
Black/African American:					0	0		
Asian:					0	0		
American Indian/Alaskan Native:					0	0		
Native Hawaiian/Other Pacific Islander:					0	0		
American Indian/Alaskan Native & White:					0	0		
Asian White:					0	0		
Black/African American & White:					0	0		
American Indian/Alaskan Native & Black/African American:					0	0		
Other multi-racial:					0	0		
Asian/Pacific Islander:					0	0		
Hispanic:					0	0		
<b>Total:</b>	<b>0</b>	<b>0</b>	<b>0</b>	<b>0</b>	<b>0</b>	<b>0</b>	<b>0</b>	<b>0</b>

Female-headed Households:

0

*Income Category:*

	Owner	Renter	Total	Person
Extremely Low			0	
Low Mod			0	
Moderate			0	
Non Low Moderate			0	
Total	0	0	0	0
Percent Low/Mod				

**Annual Accomplishments**

No data returned for this view. This might be because the applied filter excludes all data.

PGM Year: 2011  
 Project: 0015 - Administration  
 IDIS Activity: 368 - Administration

Status: Open  
 Location: ,  
 Objective:  
 Outcome:  
 Matrix Code: General Program Administration (21A)      National Objective:

Initial Funding Date: 11/14/2011  
 Financing  
 Description:  
 General Administration and Planning for CDBG staff

Funded Amount: 70,000.00  
 Drawn Thru Program Year: 45,462.02  
 Drawn In Program Year: 45,462.02

**Proposed Accomplishments**

**Actual Accomplishments**

*Number assisted:*

	Owner		Renter		Total		Person	
	Total	Hispanic	Total	Hispanic	Total	Hispanic	Total	Hispanic
White:					0	0		
Black/African American:					0	0		
Asian:					0	0		
American Indian/Alaskan Native:					0	0		
Native Hawaiian/Other Pacific Islander:					0	0		
American Indian/Alaskan Native & White:					0	0		
Asian White:					0	0		
Black/African American & White:					0	0		
American Indian/Alaskan Native & Black/African American:					0	0		
Other multi-racial:					0	0		
Asian/Pacific Islander:					0	0		
Hispanic:					0	0		
<b>Total:</b>	<b>0</b>	<b>0</b>	<b>0</b>	<b>0</b>	<b>0</b>	<b>0</b>	<b>0</b>	<b>0</b>
Female-headed Households:					0			

*Income Category:*

	Owner	Renter	Total	Person
Extremely Low			0	
Low Mod			0	
Moderate			0	
Non Low Moderate			0	
<b>Total</b>	<b>0</b>	<b>0</b>	<b>0</b>	<b>0</b>
Percent Low/Mod				

**Annual Accomplishments**

No data returned for this view. This might be because the applied filter excludes all data.

<b>PGM Year:</b>	2012			<b>Objective:</b>	Create suitable living environments				
<b>Project:</b>	0001 - 4RKids-Miracle League Field			<b>Outcome:</b>	Sustainability				
<b>IDIS Activity:</b>	369 - 4RKids-Miracle League Field			<b>Matrix Code:</b>	Parks, Recreational Facilities (03F)	<b>National Objective:</b> LMC			
<b>Status:</b>	Open			<b>Description:</b>					
<b>Location:</b>	924 W Oak Ave Enid, OK 73701-3029			Installation of an ADA accessible ball field at the ABC Park					
<b>Initial Funding Date:</b>	11/05/2012								
<b>Financing</b>									
Funded Amount:	39,000.00								
Drawn Thru Program Year:	0.00								
Drawn In Program Year:	0.00								
<b>Proposed Accomplishments</b>									
Public Facilities :	10,850								
<b>Actual Accomplishments</b>									
<i>Number assisted:</i>									
		<b>Owner</b>		<b>Renter</b>		<b>Total</b>		<b>Person</b>	
		<b>Total</b>	<b>Hispanic</b>	<b>Total</b>	<b>Hispanic</b>	<b>Total</b>	<b>Hispanic</b>	<b>Total</b>	<b>Hispanic</b>
White:		0	0	0	0	0	0	0	0
Black/African American:		0	0	0	0	0	0	0	0
Asian:		0	0	0	0	0	0	0	0
American Indian/Alaskan Native:		0	0	0	0	0	0	0	0
Native Hawaiian/Other Pacific Islander:		0	0	0	0	0	0	0	0
American Indian/Alaskan Native & White:		0	0	0	0	0	0	0	0
Asian White:		0	0	0	0	0	0	0	0
Black/African American & White:		0	0	0	0	0	0	0	0
American Indian/Alaskan Native & Black/African American:		0	0	0	0	0	0	0	0
Other multi-racial:		0	0	0	0	0	0	0	0
Asian/Pacific Islander:		0	0	0	0	0	0	0	0
Hispanic:		0	0	0	0	0	0	0	0
<b>Total:</b>		<b>0</b>	<b>0</b>	<b>0</b>	<b>0</b>	<b>0</b>	<b>0</b>	<b>0</b>	<b>0</b>
Female-headed Households:		0		0		0			
<i>Income Category:</i>									
		<b>Owner</b>	<b>Renter</b>	<b>Total</b>	<b>Person</b>				

Extremely Low	0	0	0	0
Low Mod	0	0	0	0
Moderate	0	0	0	0
Non Low Moderate	0	0	0	0
Total	0	0	0	0
Percent Low/Mod				

**Annual Accomplishments**

No data returned for this view. This might be because the applied filter excludes all data.

PGM Year: 2012  
 Project: 0002 - Booker T. Washington-Facilities Rehab  
 IDIS Activity: 370 - BTW-Restroom Rehab

Status: Open  
 Location: 800 S 5th St Enid, OK 73701-7538  
 Objective: Create suitable living environments  
 Outcome: Availability/accessibility  
 Matrix Code: Youth Centers (03D) National Objective: LMC

Initial Funding Date: 11/05/2012  
**Financing**  
 Funded Amount: 1,958.00  
 Drawn Thru Program Year: 0.00  
 Drawn In Program Year: 0.00  
**Description:**  
 Restroom Rehab

**Proposed Accomplishments**

Public Facilities : 200

**Actual Accomplishments**

Number assisted:

	Owner		Renter		Total		Person	
	Total	Hispanic	Total	Hispanic	Total	Hispanic	Total	Hispanic
White:	0	0	0	0	0	0	0	0
Black/African American:	0	0	0	0	0	0	0	0
Asian:	0	0	0	0	0	0	0	0
American Indian/Alaskan Native:	0	0	0	0	0	0	0	0



Jurisdiction

Other multi-racial:	0	0	0	0	0	0	0	0	0
Asian/Pacific Islander:	0	0	0	0	0	0	0	0	0
Hispanic:	0	0	0	0	0	0	0	0	0
<b>Total:</b>	<b>0</b>	<b>0</b>	<b>0</b>	<b>0</b>	<b>0</b>	<b>0</b>	<b>0</b>	<b>0</b>	<b>0</b>

Female-headed Households: 0 0 0

*Income Category:*

	Owner	Renter	Total	Person
Extremely Low	0	0	0	0
Low Mod	0	0	0	0
Moderate	0	0	0	0
Non Low Moderate	0	0	0	0
<b>Total</b>	<b>0</b>	<b>0</b>	<b>0</b>	<b>0</b>

Percent Low/Mod

**Annual Accomplishments**

No data returned for this view. This might be because the applied filter excludes all data.

<b>PGM Year:</b>	2012		
<b>Project:</b>	0003 - Junior Welfare League		
<b>IDIS Activity:</b>	371 - JWL-Building Rehab Code/ADA Improvements		
<b>Status:</b>	Completed 6/5/2013 12:00:00 AM	<b>Objective:</b>	Create suitable living environments
<b>Location:</b>	221 N Grand St Enid, OK 73701-4123	<b>Outcome:</b>	Sustainability
		<b>Matrix Code:</b>	Public Facilities and Improvement (General) (03)
		<b>National Objective:</b>	LMC
<b>Initial Funding Date:</b>	11/05/2012	<b>Description:</b>	Public facilities improvements to make ADA accessibility and code enforcement upgrades to building.
<b>Financing</b>			
Funded Amount:	20,055.00		
Drawn Thru Program Year:	20,055.00		
Drawn In Program Year:	20,055.00		
<b>Proposed Accomplishments</b>			
Public Facilities :	500		
<b>Actual Accomplishments</b>			
<i>Number assisted:</i>		<b>Owner</b>	<b>Renter</b>
		Total Hispanic	Total Hispanic
		Total	Total
		Total Hispanic	Total Hispanic

Jurisdiction

White:	0	0	0	0	0	0	198	0
Black/African American:	0	0	0	0	0	0	63	0
Asian:	0	0	0	0	0	0	0	0
American Indian/Alaskan Native:	0	0	0	0	0	0	13	0
Native Hawaiian/Other Pacific Islander:	0	0	0	0	0	0	233	0
American Indian/Alaskan Native & White:	0	0	0	0	0	0	0	0
Asian White:	0	0	0	0	0	0	0	0
Black/African American & White:	0	0	0	0	0	0	0	0
American Indian/Alaskan Native & Black/African American:	0	0	0	0	0	0	0	0
Other multi-racial:	0	0	0	0	0	0	29	0
Asian/Pacific Islander:	0	0	0	0	0	0	0	0
Hispanic:	0	0	0	0	0	0	0	0
<b>Total:</b>	<b>0</b>	<b>0</b>	<b>0</b>	<b>0</b>	<b>0</b>	<b>0</b>	<b>536</b>	<b>0</b>

Female-headed Households: 0 0 0

*Income Category:*

	Owner	Renter	Total	Person
Extremely Low	0	0	0	510
Low Mod	0	0	0	26
Moderate	0	0	0	0
Non Low Moderate	0	0	0	0
Total	0	0	0	536
Percent Low/Mod				100.0%

**Annual Accomplishments**

Years	Accomplishment Narrative	# Benefitting
-------	--------------------------	---------------

2012	Junior Welfare League uses it's facility to sell gently used clothing and household goods. Welfare League uses the profits from the sales to assist very low income children and families in the community with food, clothing and neccessary survival items. Those who income qualify do not pay for any services provided, over income individuals are eligible to purchase items at a minimal discounted thrift market price.	
------	--	--

<b>PGM Year:</b>	2012		
<b>Project:</b>	0004 - Sandbox Learning Center-Facilities Rehab		
<b>IDIS Activity:</b>	372 - Sandbox-Restroom & ADA improvements		
<b>Status:</b>	Completed 6/5/2013 12:00:00 AM	<b>Objective:</b>	Create suitable living environments
<b>Location:</b>	411 E Illinois Ave Enid, OK 73701-7131	<b>Outcome:</b>	Affordability
		<b>Matrix Code:</b>	Child Care Centers (03M)
		<b>National Objective:</b>	LMC
<b>Initial Funding Date:</b>	11/05/2012	<b>Description:</b>	
<b>Financing</b>		To make improvements to restroom and to construct a concrete ADA accessible ramp to access the playground area.	
Funded Amount:	10,000.00		
Drawn Thru Program Year:	10,000.00		
Drawn In Program Year:	10,000.00		

**Proposed Accomplishments**

PR03 - ENID

Public Facilities : 103

**Actual Accomplishments**

Number assisted:

	Owner		Renter		Total		Person	
	Total	Hispanic	Total	Hispanic	Total	Hispanic	Total	Hispanic
White:	0	0	0	0	0	0	96	0
Black/African American:	0	0	0	0	0	0	15	0
Asian:	0	0	0	0	0	0	0	0
American Indian/Alaskan Native:	0	0	0	0	0	0	1	0
Native Hawaiian/Other Pacific Islander:	0	0	0	0	0	0	2	0
American Indian/Alaskan Native & White:	0	0	0	0	0	0	0	0
Asian White:	0	0	0	0	0	0	0	0
Black/African American & White:	0	0	0	0	0	0	2	0
American Indian/Alaskan Native & Black/African American:	0	0	0	0	0	0	0	0
Other multi-racial:	0	0	0	0	0	0	0	0
Asian/Pacific Islander:	0	0	0	0	0	0	0	0
Hispanic:	0	0	0	0	0	0	0	0
<b>Total:</b>	<b>0</b>	<b>0</b>	<b>0</b>	<b>0</b>	<b>0</b>	<b>0</b>	<b>116</b>	<b>0</b>
Female-headed Households:	0		0		0			

Income Category:

	Owner	Renter	Total	Person
Extremely Low	0	0	0	65
Low Mod	0	0	0	43
Moderate	0	0	0	8
Non Low Moderate	0	0	0	0
<b>Total</b>	<b>0</b>	<b>0</b>	<b>0</b>	<b>116</b>
Percent Low/Mod				100.0%

**Annual Accomplishments**

Years	Accomplishment Narrative	# Benefitting
2012	This project will improve accessibility to a restroom inside the non profit child care center and provide a safe and stable concrete ramp to provide accessibility to the outdoor playground area.	
<b>PGM Year:</b>	2012	
<b>Project:</b>	0005 - Booker T. Washington-After School Program	
<b>IDIS Activity:</b>	373 - BTW Tutoring program	
<b>Status:</b>	Completed 6/5/2013 12:00:00 AM	
<b>Location:</b>	800 S 5th St Enid, OK 73701-7538	
	<b>Objective:</b> Create suitable living environments	
	<b>Outcome:</b> Availability/accessibility	
	<b>Matrix Code:</b> Youth Services (05D)	<b>National Objective:</b> LMC
<b>Initial Funding Date:</b>	11/05/2012	
<b>Financing</b>	<b>Description:</b> To provide tutoring services after school.	
<b>Funded Amount:</b>	13,042.00	

Jurisdiction

Drawn Thru Program Year: 13,042.00  
 Drawn In Program Year: 13,042.00

**Proposed Accomplishments**

People (General) : 100

**Actual Accomplishments**

Number assisted:

	Owner		Renter		Total		Person	
	Total	Hispanic	Total	Hispanic	Total	Hispanic	Total	Hispanic
White:	0	0	0	0	0	0	15	0
Black/African American:	0	0	0	0	0	0	89	0
Asian:	0	0	0	0	0	0	1	0
American Indian/Alaskan Native:	0	0	0	0	0	0	7	0
Native Hawaiian/Other Pacific Islander:	0	0	0	0	0	0	2	0
American Indian/Alaskan Native & White:	0	0	0	0	0	0	0	0
Asian White:	0	0	0	0	0	0	0	0
Black/African American & White:	0	0	0	0	0	0	11	0
American Indian/Alaskan Native & Black/African American:	0	0	0	0	0	0	0	0
Other multi-racial:	0	0	0	0	0	0	0	0
Asian/Pacific Islander:	0	0	0	0	0	0	0	0
Hispanic:	0	0	0	0	0	0	0	0
<b>Total:</b>	<b>0</b>	<b>0</b>	<b>0</b>	<b>0</b>	<b>0</b>	<b>0</b>	<b>125</b>	<b>0</b>
Female-headed Households:	0		0		0			

Income Category:

	Owner	Renter	Total	Person
Extremely Low	0	0	0	101
Low Mod	0	0	0	20
Moderate	0	0	0	4
Non Low Moderate	0	0	0	0
Total	0	0	0	125
Percent Low/Mod				100.0%

**Annual Accomplishments**

Years	Accomplishment Narrative	# Benefitting
2012	To provide after school tutoring service, snack, recreation, supervision and mentoring.	
<b>PGM Year:</b>	2012	
<b>Project:</b>	0006 - EPTA-Bus Pass Program	
<b>IDIS Activity:</b>	374 - EPTA-Bus Pass Program	
<b>Status:</b>	Open	
<b>Location:</b>	1502 W Poplar Ave Enid, OK 73703-3344	
	<b>Objective:</b> Create suitable living environments	
	<b>Outcome:</b> Affordability	
	<b>Matrix Code:</b> Transportation Services (05E)	<b>National Objective:</b> LMC

Initial Funding Date: 11/05/2012

**Description:**

To provide bus passes to elderly, fraile, disabled andor low income for transportation to access medical, food, employment, shopping etc.

**Financing**

Funded Amount: 5,000.00  
 Drawn Thru Program Year: 4,750.00  
 Drawn In Program Year: 4,750.00

**Proposed Accomplishments**

People (General) : 100

**Actual Accomplishments**

*Number assisted:*

	Owner		Renter		Total		Person	
	Total	Hispanic	Total	Hispanic	Total	Hispanic	Total	Hispanic
White:	0	0	0	0	0	0	36	0
Black/African American:	0	0	0	0	0	0	1	0
Asian:	0	0	0	0	0	0	5	0
American Indian/Alaskan Native:	0	0	0	0	0	0	2	0
Native Hawaiian/Other Pacific Islander:	0	0	0	0	0	0	2	0
American Indian/Alaskan Native & White:	0	0	0	0	0	0	0	0
Asian White:	0	0	0	0	0	0	0	0
Black/African American & White:	0	0	0	0	0	0	2	0
American Indian/Alaskan Native & Black/African American:	0	0	0	0	0	0	0	0
Other multi-racial:	0	0	0	0	0	0	1	0
Asian/Pacific Islander:	0	0	0	0	0	0	0	0
Hispanic:	0	0	0	0	0	0	0	0
<b>Total:</b>	<b>0</b>	<b>0</b>	<b>0</b>	<b>0</b>	<b>0</b>	<b>0</b>	<b>49</b>	<b>0</b>
Female-headed Households:	0		0		0			

*Income Category:*

	Owner	Renter	Total	Person
Extremely Low	0	0	0	45
Low Mod	0	0	0	4
Moderate	0	0	0	0
Non Low Moderate	0	0	0	0
<b>Total</b>	<b>0</b>	<b>0</b>	<b>0</b>	<b>49</b>
Percent Low/Mod				100.0%

**Annual Accomplishments**

Years	Accomplishment Narrative	# Benefitting
2012	To provide transporation assistance to elderly, fraile, disabled, low income persons to receive medical attention, groceries, pharmaceuticals, meal site transport, job search, work site transport, shopping and other transportation needs for those without adequate transportation.	
PGM Year:	2012	
Project:	0007 - YWCA-Shelter Appliances	
IDIS Activitv:	375 - YWCA Appliances	

Status: Completed 1/22/2013 12:00:00 AM  
 Location: 525 S Quincy St Enid, OK 73701-5456

Objective: Create suitable living environments  
 Outcome: Availability/accessibility  
 Matrix Code: Battered and Abused Spouses (05G) National Objective: LMC

Initial Funding Date: 11/05/2012  
**Financing**  
 Funded Amount: 8,403.28  
 Drawn Thru Program Year: 8,403.28  
 Drawn In Program Year: 8,403.28

**Description:**  
 To provide refrigerator, washer and dryer for the clients at the homeless shelter.

**Proposed Accomplishments**  
 People (General) : 246

**Actual Accomplishments**

*Number assisted:*

	Owner		Renter		Total		Person	
	Total	Hispanic	Total	Hispanic	Total	Hispanic	Total	Hispanic
White:	0	0	0	0	0	0	180	0
Black/African American:	0	0	0	0	0	0	36	0
Asian:	0	0	0	0	0	0	0	0
American Indian/Alaskan Native:	0	0	0	0	0	0	84	0
Native Hawaiian/Other Pacific Islander:	0	0	0	0	0	0	0	0
American Indian/Alaskan Native & White:	0	0	0	0	0	0	0	0
Asian White:	0	0	0	0	0	0	24	0
Black/African American & White:	0	0	0	0	0	0	0	0
American Indian/Alaskan Native & Black/African American:	0	0	0	0	0	0	0	0
Other multi-racial:	0	0	0	0	0	0	0	0
Asian/Pacific Islander:	0	0	0	0	0	0	0	0
Hispanic:	0	0	0	0	0	0	0	0
<b>Total:</b>	<b>0</b>	<b>0</b>	<b>0</b>	<b>0</b>	<b>0</b>	<b>0</b>	<b>324</b>	<b>0</b>
Female-headed Households:	0		0		0			

*Income Category:*

	Owner	Renter	Total	Person
Extremely Low	0	0	0	324
Low Mod	0	0	0	0
Moderate	0	0	0	0
Non Low Moderate	0	0	0	0
<b>Total</b>	<b>0</b>	<b>0</b>	<b>0</b>	<b>324</b>
Percent Low/Mod				100.0%

**Annual Accomplishments**

Years	Accomplishment Narrative	# Benefitting
2012	Appliances for battered spouses and children at the homeless shelter.	

PGM Year: 2012  
 Project: 0008 - Christmas In Action-ER/BR  
 IDIS Activity: 376 - CIA ER/BR

Status: Open  
 Location: Address Suppressed  
 Objective: Provide decent affordable housing  
 Outcome: Availability/accessibility  
 Matrix Code: Rehab; Single-Unit Residential (14A) National Objective: LMH

Initial Funding Date: 11/05/2012  
 Financing  
 Description: To provide emergency repairs and barrier removal for low income households to prevent homelessness.

Funded Amount: 30,000.00  
 Drawn Thru Program Year: 6,216.77  
 Drawn In Program Year: 6,216.77

Proposed Accomplishments  
 Housing Units : 15

Actual Accomplishments

Number assisted:

	Owner		Renter		Total		Person	
	Total	Hispanic	Total	Hispanic	Total	Hispanic	Total	Hispanic
White:	0	0	0	0	0	0	0	0
Black/African American:	0	0	0	0	0	0	0	0
Asian:	0	0	0	0	0	0	0	0
American Indian/Alaskan Native:	0	0	0	0	0	0	0	0
Native Hawaiian/Other Pacific Islander:	0	0	0	0	0	0	0	0
American Indian/Alaskan Native & White:	0	0	0	0	0	0	0	0
Asian White:	0	0	0	0	0	0	0	0
Black/African American & White:	0	0	0	0	0	0	0	0
American Indian/Alaskan Native & Black/African American:	0	0	0	0	0	0	0	0
Other multi-racial:	0	0	0	0	0	0	0	0
Asian/Pacific Islander:	0	0	0	0	0	0	0	0
Hispanic:	0	0	0	0	0	0	0	0
<b>Total:</b>	<b>0</b>	<b>0</b>	<b>0</b>	<b>0</b>	<b>0</b>	<b>0</b>	<b>0</b>	<b>0</b>
Female-headed Households:	0		0		0			

Income Category:

	Owner	Renter	Total	Person
Extremely Low	0	0	0	0
Low Mod	0	0	0	0
Moderate	0	0	0	0
Non Low Moderate	0	0	0	0
<b>Total</b>	<b>0</b>	<b>0</b>	<b>0</b>	<b>0</b>
Percent Low/Mod				

**Annual Accomplishments**

No data returned for this view. This might be because the applied filter excludes all data.

PGM Year: 2012  
 Project: 0009 - CDSA-ER/BR/HOME  
 IDIS Activity: 377 - CDSA ER/BR/HOME

Status: Open  
 Location: 2615 E Randolph Ave Enid, OK 73701-4670  
 Objective: Provide decent affordable housing  
 Outcome: Availability/accessibility  
 Matrix Code: Rehab; Single-Unit Residential (14A) National Objective: LMH  
 Description:  
 To provide emergency repairs, barrier removal and HOME delivery cost to elderly, fraile, disabled and or low income households to prevent homelessness.

Initial Funding Date: 11/05/2012

**Financing**  
 Funded Amount: 60,000.00  
 Drawn Thru Program Year: 13,953.62  
 Drawn In Program Year: 13,953.62

**Proposed Accomplishments**

Housing Units : 50

**Actual Accomplishments**

Number assisted:

	Owner		Renter		Total		Person	
	Total	Hispanic	Total	Hispanic	Total	Hispanic	Total	Hispanic
White:	0	0	0	0	0	0	0	0
Black/African American:	0	0	0	0	0	0	0	0
Asian:	0	0	0	0	0	0	0	0
American Indian/Alaskan Native:	0	0	0	0	0	0	0	0
Native Hawaiian/Other Pacific Islander:	0	0	0	0	0	0	0	0
American Indian/Alaskan Native & White:	0	0	0	0	0	0	0	0
Asian White:	0	0	0	0	0	0	0	0
Black/African American & White:	0	0	0	0	0	0	0	0
American Indian/Alaskan Native & Black/African American:	0	0	0	0	0	0	0	0
Other multi-racial:	0	0	0	0	0	0	0	0
Asian/Pacific Islander:	0	0	0	0	0	0	0	0
Hispanic:	0	0	0	0	0	0	0	0
<b>Total:</b>	<b>0</b>	<b>0</b>	<b>0</b>	<b>0</b>	<b>0</b>	<b>0</b>	<b>0</b>	<b>0</b>
Female-headed Households:	0		0		0			



Jurisdiction

Income Category:

	Owner	Renter	Total	Person
Extremely Low	0	0	0	0
Low Mod	0	0	0	0
Moderate	0	0	0	0
Non Low Moderate	0	0	0	0
Total	0	0	0	0
Percent Low/Mod				

Annual Accomplishments

No data returned for this view. This might be because the applied filter excludes all data.

<b>PGM Year:</b> 2012			
<b>Project:</b> 0010 - Section 108-2012			
<b>IDIS Activity:</b> 378 - Section 108-2012			
<b>Status:</b> Open	<b>Objective:</b>		
<b>Location:</b> ,	<b>Outcome:</b>		
	<b>Matrix Code:</b> Planned Repayment of Section 108 Loan Principal (19F)	<b>National Objective:</b>	
<b>Initial Funding Date:</b> 11/05/2012	<b>Description:</b>		
<b>Financing</b>	Planned repayment of Section 108 loan.		
Funded Amount: 132,751.40	Economic development/job retention NOC		
Drawn Thru Program Year: 78,891.31			
Drawn In Program Year: 78,891.31			

Proposed Accomplishments

Actual Accomplishments

Number assisted:

	Owner		Renter		Total		Person	
	Total	Hispanic	Total	Hispanic	Total	Hispanic	Total	Hispanic
White:					0	0		
Black/African American:					0	0		
Asian:					0	0		
American Indian/Alaskan Native:					0	0		
Native Hawaiian/Other Pacific Islander:					0	0		
American Indian/Alaskan Native & White:					0	0		
Asian White:					0	0		
Black/African American & White:					0	0		

Jurisdiction

American Indian/Alaskan Native & Black/African American:					0	0		
Other multi-racial:					0	0		
Asian/Pacific Islander:					0	0		
Hispanic:					0	0		
<b>Total:</b>			0	0	0	0	0	0

Female-headed Households: 0

*Income Category:*

	Owner	Renter	Total	Person
Extremely Low			0	
Low Mod			0	
Moderate			0	
Non Low Moderate			0	
<b>Total</b>	0	0	0	0
Percent Low/Mod				

**Annual Accomplishments**

No data returned for this view. This might be because the applied filter excludes all data.

<b>PGM Year:</b> 2012			
<b>Project:</b> 0012 - Administration 2012			
<b>IDIS Activity:</b> 379 - Administration-2012			
<b>Status:</b> Open	<b>Objective:</b>		
<b>Location:</b> ,	<b>Outcome:</b>		
	<b>Matrix Code:</b> General Program Administration (21A)	<b>National Objective:</b>	
<b>Initial Funding Date:</b> 11/05/2012	<b>Description:</b>		
<b>Financing</b>	To provide cost to administer the CDBG program.		
Funded Amount: 70,000.00			
Drawn Thru Program Year: 0.00			
Drawn In Program Year: 0.00			
<b>Proposed Accomplishments</b>			
<b>Actual Accomplishments</b>			
<i>Number assisted:</i>	<b>Owner</b>	<b>Renter</b>	<b>Total</b>
	Total Hispanic	Total Hispanic	Total Hispanic

Jurisdiction

White:					0	0		
Black/African American:					0	0		
Asian:					0	0		
American Indian/Alaskan Native:					0	0		
Native Hawaiian/Other Pacific Islander:					0	0		
American Indian/Alaskan Native & White:					0	0		
Asian White:					0	0		
Black/African American & White:					0	0		
American Indian/Alaskan Native & Black/African American:					0	0		
Other multi-racial:					0	0		
Asian/Pacific Islander:					0	0		
Hispanic:					0	0		
Total:		0	0	0	0	0	0	0

Female-headed Households:

0

Income Category:

	Owner	Renter	Total	Person
Extremely Low			0	
Low Mod			0	
Moderate			0	
Non Low Moderate			0	
Total	0	0	0	0
Percent Low/Mod				

Annual Accomplishments

No data returned for this view. This might be because the applied filter excludes all data.

<b>PGM Year:</b>	2012		
<b>Project:</b>	0011 - Demolition-2012		
<b>IDIS Activity:</b>	380 - Demolition 2012		
<b>Status:</b>	Open	<b>Objective:</b>	Create suitable living environments
<b>Location:</b>	401 W Garriott Rd Enid, OK 73701-5521	<b>Outcome:</b>	Sustainability
		<b>Matrix Code:</b>	Clearance and Demolition (04)
		<b>National Objective:</b>	LMC
<b>Initial Funding Date:</b>	11/05/2012	<b>Description:</b>	
<b>Financing</b>		To provide demolition assistance to low income clientele.	
<b>Funded Amount:</b>	25,000.00		

---

PR03 - ENID Page: 40 of 41

Jurisdiction

Drawn Thru Program Year: 0.00  
 Drawn In Program Year: 0.00

**Proposed Accomplishments**

Housing Units : 5

**Actual Accomplishments**

Number assisted:

	Owner		Renter		Total		Person	
	Total	Hispanic	Total	Hispanic	Total	Hispanic	Total	Hispanic
White:	0	0	0	0	0	0	0	0
Black/African American:	0	0	0	0	0	0	0	0
Asian:	0	0	0	0	0	0	0	0
American Indian/Alaskan Native:	0	0	0	0	0	0	0	0
Native Hawaiian/Other Pacific Islander:	0	0	0	0	0	0	0	0
American Indian/Alaskan Native & White:	0	0	0	0	0	0	0	0
Asian White:	0	0	0	0	0	0	0	0
Black/African American & White:	0	0	0	0	0	0	0	0
American Indian/Alaskan Native & Black/African American:	0	0	0	0	0	0	0	0
Other multi-racial:	0	0	0	0	0	0	0	0
Asian/Pacific Islander:	0	0	0	0	0	0	0	0
Hispanic:	0	0	0	0	0	0	0	0
<b>Total:</b>	<b>0</b>	<b>0</b>	<b>0</b>	<b>0</b>	<b>0</b>	<b>0</b>	<b>0</b>	<b>0</b>
Female-headed Households:	0		0		0			

Income Category:

	Owner	Renter	Total	Person
Extremely Low	0	0	0	0
Low Mod	0	0	0	0
Moderate	0	0	0	0
Non Low Moderate	0	0	0	0
Total	0	0	0	0

Percent Low/Mod

**Annual Accomplishments**

No data returned for this view. This might be because the applied filter excludes all data.

Total Funded Amount: \$6,749,978.28  
 Total Drawn Thru Program Year: \$6,438,647.57  
 Total Drawn In Program Year: \$551,929.31

## APPENDIX E:

### Notice of Availability

**Description:** The following Notice of Availability of the 2012 CAPER was published in the Enid News & Eagle on Monday August 29, 2013. The comment period ended September 18, 2013

#### NOTICE OF AVAILABILITY OF THE FY-12 CONSOLIDATED ANNUAL PERFORMANCE AND EVALUATION REPORT FOR THE CITY OF ENID COMMUNITY DEVELOPMENT BLOCK GRANT PROGRAM

City of Enid – CDBG Department  
P.O. Box 1768  
Enid, OK 73702  
Phone: 580-234-0400 ext. 7211

#### TO ALL INTERESTED AGENCIES, GROUPS AND PERSONS:

This notice is the City of Enid's announcement of the intention to file the FY-12 Consolidated Annual Performance and Evaluation Report (CAPER) with the U.S. Department of Housing and Urban Development (HUD). The CAPER details the progress of the activities as set out in the Action Plan for the 2012 program year running from July 1, 2012 to June 30, 2013.

A full disclosure of the CAPER for FY12 will be available to the public for review and comment for at least 15 days, the comment period will expire September 18, 2013 at 9:00 AM. The Mayor and Board of Commissioners will conduct a public hearing on Tuesday, September 17, 2013 at the City Commission meeting in the Council Chambers, 401 W. Owen K. Garriott, at 6:30 PM to hear public comment on the report. In the event that a special accommodation is needed please notify the CDBG office of the request two full working days prior to the hearing. The CAPER document will be available for inspection at the following locations:

- Enid Public Library, 120 W. Maine
- Community Development Support Association, 114 S Independence
- Booker T. Washington Community Center, 800 South 5<sup>th</sup> Street
- Carver Educational Center, 815 South 5<sup>th</sup> Street
- Southern Heights Community Organization, 451 E. State
- City of Enid, Office of CDBG, 401 W. Owen K. Garriott
- Online at [www.enid.org](http://www.enid.org)

Please contact the Community Development Block Grant (CDBG) office with any questions, comments or suggestions that you may wish to express regarding the report. All such comments should be received by the CDBG office at the City Administration Building located at 401 W. Owen K. Garriott, on or before 9:00 AM Wednesday, September 18, 2013. All comments will be incorporated into the final submission of the report to HUD. The City Administration Building is open from 8 AM to 5 PM, Monday through Friday. The City of Enid will mail the CAPER to HUD in Oklahoma City for receipt before September 30, 2013.

Stephanie Carr, CDBG Coordinator, City of Enid



# Proof of Publication

Garfield County, State of Oklahoma

Notice of Hearing \_\_\_\_\_ Case No. \_\_\_\_\_

### Affidavit of Publication

State of Oklahoma, County of Oklahoma, ss:

I, the undersigned publisher, editor or Authorized Agent of the Legal Notices, do solemnly swear that the attached advertisement was published in said paper as follows:

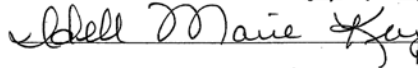
- 1st publication August 29, 2013
- 2nd publication \_\_\_\_\_
- 3rd publication \_\_\_\_\_
- 4th publication \_\_\_\_\_
- 5th publication \_\_\_\_\_
- 6th publication \_\_\_\_\_
- 7th publication \_\_\_\_\_
- 8th publication \_\_\_\_\_

That said newspaper is in the city of Enid, Garfield County, Oklahoma, a Daily newspaper qualified to publish legal notices, advertisements and publications as provided in Section 106 of Title 25, Oklahoma Statutes, 1971, as amended, and complies with all other requirements of the laws of Oklahoma with references to legal publications.


That said Notice, a true copy of which is attached hereto, was published in the regular edition of said newspaper during the period and time of publications and not in a supplement, on the above

  
Jeff Funk, Publisher

Subscribed and sworn before me on this 29 day of August, 2013.

  
Idell Marie Keys

My commission expires 4-12-16 Notary Public  
Commission #04003325



**Publishers Address:**  
Enid News & Eagle  
227 W. Broadway  
Enid, OK 73701

**NOTICE OF AVAILABILITY OF THE FY-12 CONSOLIDATED ANNUAL PERFORMANCE AND EVALUATION REPORT FOR THE CITY OF ENID COMMUNITY DEVELOPMENT BLOCK GRANT PROGRAM**

City of Enid – CDBG Department  
P.O. Box 1768  
Enid, OK 73702  
Phone: 580-234-0400 ext. 7211

**TO ALL INTERESTED AGENCIES, GROUPS AND PERSONS:**

This notice is the City of Enid's announcement of the intention to file the FY-12 Consolidated Annual Performance and Evaluation Report (CAPER) with the U.S. Department of Housing and Urban Development (HUD). The CAPER details the progress of the activities as set out in the Action Plan for the 2012 program year running from July 1, 2012 to June 30, 2013.

A full disclosure of the CAPER for FY12 will be available to the public for review and comment for at least 15 days, the comment period will expire September 18, 2013 at 9:00 AM. The Mayor and Board of Commissioners will conduct a public hearing on Tuesday, September 17, 2013 at the City Commission meeting in the Council Chambers, 401 W. Owen K. Garriott, at 6:30 PM to hear public comment on the report. In the event that a special accommodation is needed please notify the CDBG office of the request two full working days prior to the hearing. The CAPER document will be available for inspection at the following locations:

- Enid Public Library, 120 W. Maine
- Community Development Support Association (CDSA), 2615 E. Randolph
- Booker T. Washington Community Center, 800 South 5th Street
- Carver Educational Center, 815 South 5th Street
- Southern Heights Community Organization, 451 E. State
- City of Enid, Office of CDBG, 401 W. Owen K. Garriott
- Online at [www.enid.org](http://www.enid.org)

Please contact the Community Development Block Grant (CDBG) office with any questions, comments or suggestions that you may wish to express regarding the report. All such comments should be received by the CDBG office at the City Administration Building located at 401 W. Owen K. Garriott, on or before 9:00 AM Wednesday, September 18, 2013. All comments will be incorporated into the final submission of the report to HUD. The City Administration Building is open from 8 AM to 5 PM, Monday through Friday. The City of Enid will mail the CAPER to HUD in Oklahoma City for receipt before September 30, 2013.

Stephanie Carr, CDBG Coordinator, City of Enid

**APPENDIX F:**  
**Citizen Comments**

**Description:** The comment period will expire on September 18, 2013. All citizen comments will be included with the CAPER when submitted to HUD on or before September 30, 2013.

**NO PUBLIC COMMENTS WERE RECEIVED**



**APPENDIX G:**

**Description:** Housing Needs, Homeless, Community Development, Non-Homeless Special Needs.

**Jurisdiction**

**Housing Market Analysis**

*Complete cells in blue.*

Housing Stock Inventory	Vacancy Rate	0 & 1 Bedroom	2 Bedrooms	3+ Bedroom	Total	Substandard Units
<b>Affordability Mismatch</b>						
Occupied Units: Renter		1425	2634	2184	6243	
Occupied Units: Owner		487	3128	9090	12705	
Vacant Units: For Rent	12%	213	420	140	773	
Vacant Units: For Sale	3%	33	180	160	373	
Total Units Occupied & Vacant		2158	6362	11574	20094	0
<b>Rents: Applicable FMRs (in \$s)</b>						
<b>Rent Affordable at 30% of 50% of MFI (in \$s)</b>						
<b>Public Housing Units</b>						
Occupied Units					0	
Vacant Units					0	
Total Units Occupied & Vacant		0	0	0	0	0
<b>Rehabilitation Needs (in \$s)</b>					0	

<b>Facilities and Housing Targeted to Homeless Households</b>					
	<b>Emergency Shelter Beds</b>		<b>Transitional Housing Beds</b>	<b>Permanent Supportive Housing Beds</b>	
	<b>Year Round Beds (Current &amp; New)</b>	<b>Voucher/Seasonal/Overflow Beds</b>	<b>Current &amp; New</b>	<b>Current &amp; New</b>	<b>Under Development</b>
<b>Households with Adult(s) and Child(ren)</b>	<input type="text" value="120"/>	<input type="text"/>	<input type="text"/>	<input type="text"/>	<input type="text"/>
<b>Households with Only Adults</b>	<input type="text" value="82"/>	<input type="text"/>	<input type="text"/>	<input type="text"/>	<input type="text"/>
<b>Chronically Homeless Households</b>	<input type="text" value="19"/>	<input type="text"/>	<input type="text"/>	<input type="text"/>	<input type="text"/>
<b>Veterans</b>	<input type="text" value="14"/>	<input type="text"/>	<input type="text"/>	<input type="text"/>	<input type="text"/>
<b>Unaccompanied Youth</b>	<input type="text" value="0"/>	<input type="text"/>	<input type="text"/>	<input type="text"/>	<input type="text"/>

**Demographics**

	<b>Base Year:</b> <input type="text" value="2000"/>	<b>Most Recent Year:</b> <input type="text" value="2009"/>	<b>%Change</b>
Population	<input type="text" value="47045"/>	<input type="text" value="46973"/>	<input type="text" value="0"/>
Households	<input type="text" value="21255"/>	<input type="text" value="19215"/>	<input type="text" value="-10"/>
Median Income	<input type="text" value="32227"/>	<input type="text" value="38042"/>	<input type="text" value="18"/>

	<b>Displayed</b>	<b>Used in Report</b>		
Data Source:	<input type="button" value="Default Data"/>	<input checked="" type="radio"/>	<input type="text" value="2000 Census (Base Year), 2005-2009 ACS (Most Recent Year)"/>	
	<input type="button" value="Alternate Data"/>	<input type="radio"/>	Notes: <input type="text"/>	<input type="button" value="Delete Data Set"/>

**Number of Households**

	0-30% HAMFI	>30-50% HAMFI	>50-80% HAMFI	>80-100% HAMFI	>100% HAMFI
Total Households	<input type="text" value="2170"/>	<input type="text" value="2500"/>	<input type="text" value="4130"/>	* <input type="text" value="1940"/>	<input type="text"/>
Small Family Households	<input type="text" value="840"/>	<input type="text" value="875"/>	<input type="text" value="1495"/>	* <input type="text" value="5165"/>	<input type="text"/>
Large Family Households	<input type="text" value="85"/>	<input type="text" value="215"/>	<input type="text" value="285"/>	* <input type="text" value="645"/>	<input type="text"/>
Household contains at least one person 62-74 years of age	<input type="text" value="255"/>	<input type="text" value="410"/>	<input type="text" value="715"/>	<input type="text" value="320"/>	<input type="text" value="1520"/>
Household contains at least one person age 75 or older	<input type="text" value="240"/>	<input type="text" value="380"/>	<input type="text" value="685"/>	<input type="text" value="280"/>	<input type="text" value="825"/>
Households with one or more children 6 years old or younger	<input type="text" value="375"/>	<input type="text" value="665"/>	<input type="text" value="940"/>	* <input type="text" value="1510"/>	<input type="text"/>

\*This data is >80% HAMFI

	Displayed	Used in Report	
Data Source:	<input type="button" value="Default Data"/>	<input checked="" type="radio"/>	<input type="text" value="2005-2009 CHAS"/>
	<input type="button" value="Alternate Data"/>	<input type="radio"/>	<p>Notes:</p> <div style="border: 1px solid black; height: 100px; width: 100%;"></div>
			<input type="button" value="Delete Data Set"/>

**Housing Needs Summary Tables**

Housing Problems (Households with one of the listed needs)	Renter					Owner				
	0-30% AMI	>30-50% AMI	>50-80% AMI	>80-100% AMI	Total	0-30% AMI	>30-50% AMI	>50-80% AMI	>80-100% AMI	Total
NUMBER OF HOUSEHOLDS										
Substandard Housing Lacking complete plumbing or kitchen facilities	60	55	25	0	140	0	20	15	4	39
Severely Overcrowded With >1.51 people per room (and complete kitchen and plumbing)	15	20	10	0	45	4	15	20	4	43
Overcrowded - With 1.01-1.5 people per room (and none of the above problems)	25	25	55	0	105	15	70	25	20	130
Housing cost burden greater than 50% of income (and none of the above problems)	630	200	110	15	955	465	330	25	30	850
Housing cost burden greater than 30% of income (and none of the above problems)	105	665	445	50	1265	255	290	385	90	1020
Zero/negative Income (and none of the above problems)	55	0	0	0	55	175	0	0	0	175

	Displayed	Used in Report	
Data Source:	<input type="radio"/> Default Data	<input checked="" type="radio"/>	2005-2009 CHAS
	<input type="radio"/> Alternate Data	<input type="radio"/>	Notes: <div style="border: 1px solid black; height: 80px; width: 100%;"></div>
			<input type="button" value="Delete Data Set"/>

Housing Problems 2 (Households with one or more Severe Housing Problems: Lacks kitchen or complete plumbing, severe overcrowding, severe cost burden).	Renter					Owner				
	0-30% AMI	>30-50% AMI	>50-80% AMI	>80-100% AMI	Total	0-30% AMI	>30-50% AMI	>50-80% AMI	>80-100% AMI	Total
NUMBER OF HOUSEHOLDS										
Having 1 or more of four housing problems	730	300	205	15	1250	485	430	80	55	1050
Having none of four housing problems	360	1100	1580	610	3650	365	670	2265	1260	4560
Household has negative income, but none of the other housing problems	55	0	0	0	55	175	0	0	0	175
	Displayed	Used in Report								
Data Source:	<input type="button" value="Default Data"/>	<input checked="" type="radio"/>	<input type="text" value="2005-2009 CHAS"/>							
	<input type="button" value="Alternate Data"/>	<input type="radio"/>	Notes: <div style="border: 1px solid black; height: 80px;"></div>							<input type="button" value="Delete Data Set"/>

Cost Burden > 30%	Renter				Owner			
	0-30% AMI	>30-50% AMI	>50-80% AMI	Total	0-30% AMI	>30-50% AMI	>50-80% AMI	Total
NUMBER OF HOUSEHOLDS								
Small Related	350	415	165	930	295	235	205	735
Large Related	45	10	4	59	24	105	20	149
Elderly	85	220	60	365	205	140	125	470
Other	310	215	335	860	200	180	65	445
Total need by income	790	860	564	2,214	724	660	415	1,799

	Displayed	Used in Report	
Data Source:	<input type="button" value="Default Data"/>	<input checked="" type="radio"/>	<input type="text" value="2005-2009 CHAS"/>
	<input type="button" value="Alternate Data"/>	<input type="radio"/>	Notes: <div style="border: 1px solid black; height: 100px; width: 100%;"></div> <input type="button" value="Delete Data Set"/>



Cost Burden > 50%	Renter				Owner				
	0-30% AMI	>30-50% AMI	>50-80% AMI	Total	0-30% AMI	>30-50% AMI	>50-80% AMI	Total	
NUMBER OF HOUSEHOLDS									
Small Related	290	55	60	405	220	100	15	335	
Large Related	35	0	0	35	20	25	0	45	
Elderly	75	80	50	205	95	60	10	165	
Other	280	65	0	345	130	145	0	275	
Total need by income	680	200	110	990	465	330	25	820	
	Displayed	Used in Report							
Data Source:	<input type="button" value="Default Data"/>	<input checked="" type="radio"/>	<input type="text" value="2005-2009 CHAS"/>						
	<input type="button" value="Alternate Data"/>	<input type="radio"/>	Notes: <div style="border: 1px solid black; height: 80px;"></div>					<input type="button" value="Delete Data Set"/>	

Crowding (More than one person per room)	Renter					Owner				
	0-30% AMI	>30-50% AMI	>50-80% AMI	>80-100% AMI	Total	0-30% AMI	>30-50% AMI	>50-80% AMI	>80-100% AMI	Total
NUMBER OF HOUSEHOLDS										
Single family households	40	45	65	0	150	19	85	25	24	153
Multiple, unrelated family households	0	0	0	0	0	0	0	20	0	20
Other, non-family households	0	0	0	0	0	0	0	0	0	0
Total need by income	40	45	65	0	150	19	85	45	24	173

	Displayed	Used in Report		
Data Source:	Default Data	<input checked="" type="radio"/>	2005-2009 CHAS	
	Alternate Data	<input type="radio"/>	Notes:	Delete Data Set

	Renter				Owner							
	0-30% AMI	>30-50% AMI	>50-80% AMI	Total	0-30% AMI	>30-50% AMI	>50-80% AMI	Total				
Households with Children Present	<input type="text"/>	<input type="text"/>	<input type="text"/>	<input type="text" value="0"/>	<input type="text"/>	<input type="text"/>	<input type="text"/>	<input type="text" value="0"/>				
Displayed	<table border="1"> <thead> <tr> <th>Used in Report</th> <th>Notes:</th> </tr> </thead> <tbody> <tr> <td> <input type="button" value="Alternate Data"/> <input checked="" type="radio"/> </td> <td><div style="border: 1px solid black; height: 100px;"></div></td> </tr> </tbody> </table>								Used in Report	Notes:	<input type="button" value="Alternate Data"/> <input checked="" type="radio"/>	<div style="border: 1px solid black; height: 100px;"></div>
Used in Report	Notes:											
<input type="button" value="Alternate Data"/> <input checked="" type="radio"/>	<div style="border: 1px solid black; height: 100px;"></div>											

**Homeless Needs Assessment**

Population	Estimate the # of persons experiencing homelessness on a given night		Estimate the # experiencing homelessness each year	Estimate the # becoming homeless each year	Estimate the # exiting homelessness each year	Estimate the # of days persons experience homelessness
	Unsheltered	Sheltered				
Persons in Households with Adult(s) and Child(ren)	<input type="text" value="7"/>	<input type="text" value="29"/>	<input type="text" value="192"/>	<input type="text"/>	<input type="text"/>	<input type="text"/>
Persons in Households with Only Children	<input type="text" value="2"/>	<input type="text"/>	<input type="text"/>	<input type="text"/>	<input type="text"/>	<input type="text"/>
Persons in Households with Only Adults	<input type="text" value="21"/>	<input type="text" value="61"/>	<input type="text"/>	<input type="text"/>	<input type="text"/>	<input type="text"/>
Chronically Homeless Individuals	<input type="text" value="11"/>	<input type="text" value="8"/>	<input type="text"/>	<input type="text"/>	<input type="text"/>	<input type="text"/>
Chronically Homeless Families	<input type="text" value="1"/>	<input type="text" value="6"/>	<input type="text"/>	<input type="text"/>	<input type="text"/>	<input type="text"/>
Veterans	<input type="text" value="15"/>	<input type="text" value="1"/>	<input type="text"/>	<input type="text"/>	<input type="text"/>	<input type="text"/>
Unaccompanied Youth	<input type="text"/>	<input type="text"/>	<input type="text"/>	<input type="text"/>	<input type="text"/>	<input type="text"/>
Persons with HIV	<input type="text"/>	<input type="text"/>	<input type="text"/>	<input type="text"/>	<input type="text"/>	<input type="text"/>

	Displayed	Used in Report	
Data Source:	<input type="text" value="Default Data"/>	<input type="radio"/>	<input type="text"/>
	<input type="text" value="Alternate Data"/>	<input checked="" type="radio"/>	Notes: <input type="text"/>

**Nature and Extent of Homelessness (Optional)**

Race:		Sheltered	Unsheltered (optional)
<b>White</b>		<input type="text" value="28"/>	<input type="text" value="4"/>
<b>Black or African American</b>		<input type="text" value="7"/>	<input type="text"/>
<b>Asian</b>		<input type="text" value="0"/>	<input type="text"/>
<b>American Indian or Alaska Native</b>		<input type="text" value="0"/>	<input type="text"/>
<b>Pacific Islander</b>		<input type="text" value="0"/>	<input type="text"/>
Ethnicity:			
<b>Hispanic</b> ⓘ		<input type="text" value="7"/>	<input type="text"/>
<b>Not Hispanic</b> ⓘ		<input type="text" value="28"/>	<input type="text"/>
	Displayed	Used in Report	
Data Source:	<input type="button" value="Default Data"/>	<input type="radio"/>	<input type="text"/>
	<input type="button" value="Alternate Data"/>	<input checked="" type="radio"/>	Notes: <div style="border: 1px solid black; padding: 5px; min-height: 50px;">ESG Report</div>

End of Report